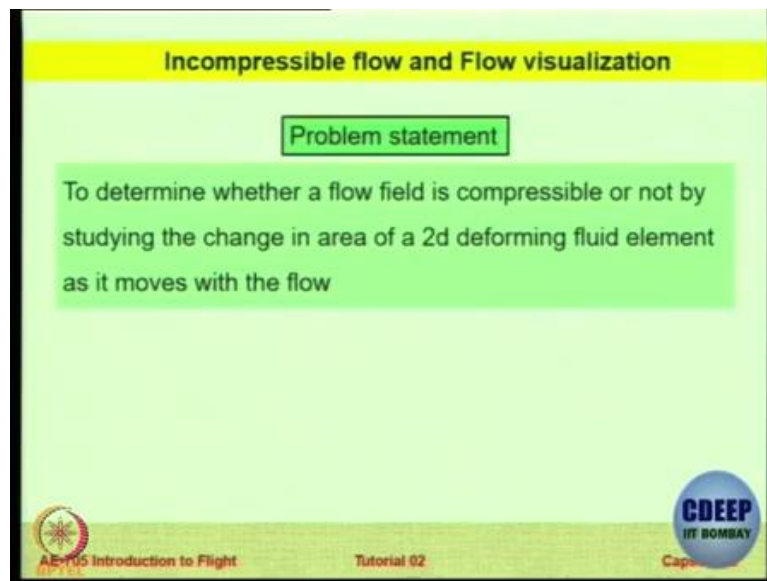


Introduction to Flight
Professor Rajkumar S. Pant
Department of Aerospace Engineering
Indian Institute of Technology, Bombay
Lecture 3.5 - Tutorial 2: Incompressible Flow and Flow Visualization

So the tutorial I have in mind today is to reinforce what we learned in the first lecture of this capsule about the Incompressible Flow and Visualization, there is a very interesting app that one of my interns has created which I want to share with you today.

(Refer Slide Time: 00:37)



Let us first see what is the problem statement. And pay attention because many of these concepts might be useful for you in the quiz. So our question is if you remember in the discussion, we had concluded that the flow is incompressible if you capture a small volume and look at it over a period of time in the flow. The volume of that element of a given mass Δm remains the same, if that remains the same then the flow is considered to be incompressible, the shape might change but as long as the volume of an element remains constant then only the flow is incompressible. So this particular property we would like to now experiment, do a numerical experiment and verify.

So the objective is to strengthen the Lagrangian understanding of the flow in which we trace a particle in time, okay and also the condition $\text{div } \bar{V} = 0$ this condition seems to be a simple mathematical condition but we are now going to look at its geometrical significance through this example okay and hence we will have a better understanding of the equation of

path lines. We have talked about streamline, streaklines, pathlines, timelines; timelines was explained by someone on the Moodle page. I am very thankful for that definition.

(Refer Slide Time: 02:23)

STEP 01

Consider the Flow field described by

$$\vec{V} = (0.7 + 0.5x)\vec{i} + (2 + 2.4\cos(\omega t) - 0.5y)\vec{j}$$

What are your observations ?

➤ Uniform or Non-uniform ?	Non-uniform
➤ Steady or Unsteady ?	Unsteady
➤ Compressible or Incompressible ?	Incompressible

AE-105 Introduction to Flight Tutorial 02 CDEEP IIT BOMBAY

So let us see the first step, the first step is now this will involve some numerical calculations, I hope all of you have your calculators. So keep your calculators ready, you will need to do small calculations. So this is just some theoretical flow field defined by velocity equal to something i plus something j . So is it 1D, 2D, or 3D? It is two dimensional because there is no Z term. Okay, so let us see what are your observations based on this particular statement. So when the value of velocity is a function of x , now t is the time here, is this flow uniform or non-uniform? You do not have to answer right now think about it, there are three questions, you will have to answer all the three questions.

So is it uniform or non-uniform? Is it steady or unsteady? Is it compressible or incompressible? Now the third question we have to answer by some calculations, so you may not be able to answer immediately. If you can, great, that means we have a new Bernoulli amongst us or a new Euler or a new Newton but for me I need some calculations to really confirm. So now let us look at the first two questions, is this flow uniform or non-uniform? I want someone to volunteer but I need a reasoning also.

Do not toss the coin and give me the answer, give me the reasoning. So who is going to help me with this question? Is it uniform or non-uniform? No guesses, yes.

Student: My name is the Tajendar.

Professor: right?

Student: I think the flow is non-uniform because the flow is varying with X and Y coordinates.

Professor: That is right. Because the flow is depending on X and Y and X and Y are the spatial variation, so you are right because there is a presence of X and Y or because V depends on location. Therefore it is non-uniform. Is it steady or unsteady? Yes, mic there please.

Student: Myself Venkatsahi.

Professor: Venkatsahi, yes.

Student: The flow is unsteady because the variation of flow properties with respect to time should be equal to 0, so I mean $\frac{\partial U}{\partial t} \neq 0$, but $\frac{\partial V}{\partial t} \neq 0$.

Professor: Right, that is right, that is right. But basically his point is very much valid because there is the presence of a time dependency because there is a t there and it is not partial derivative is not 0, therefore this flow also is unsteady, compressible or incompressible can you say? Yes.

Student: Hello sir, my name is Ritu, it is incompressible flow because when we take divergence of the velocity, so it gives zero.

Professor: So how do you take divergence of velocity? You take a partial derivative of the first term with respect to X and which is 0.5 and the partial of the next term with Y which is minus 0.5.

Student: Then it gives zero.

Professor: Right, so that is good, when you take the partial, so

$$\frac{\partial V}{\partial x} + \frac{\partial V}{\partial y} = 0.5 - 0.5 = 0$$

then hence this flow is actually incompressible, that is right. So it is non-uniform, unsteady, incompressible flow, yes.

Student: My name is Shrinath.

Professor: Yes, Shrinath.

Student: We get divergence of velocity is equal to 0 only if we consider that density is constant from continuity equation.

Professor: That is true, that is true. So yes, so basically all our arguments are applicable only in the case when the density is not changing with time or place.

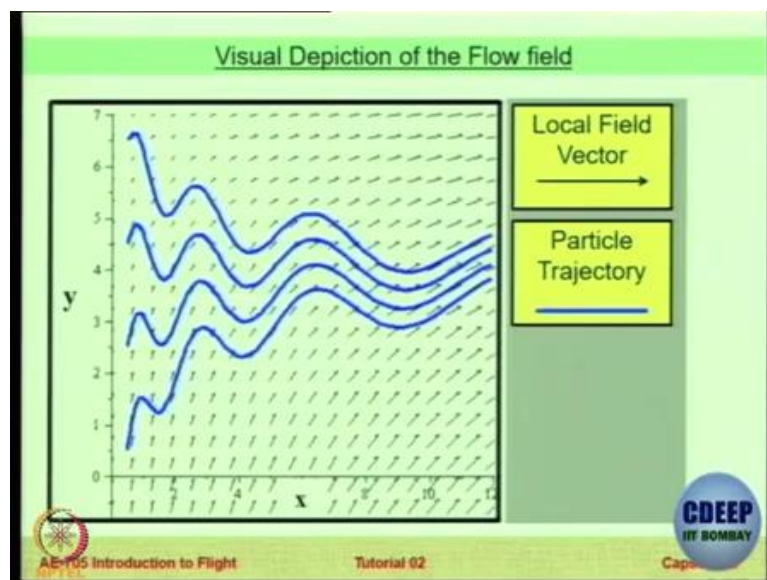
Student: So that we do not know.

Professor: There is no density term here. So looking at the velocity field, at least the velocity field tells us that it is incompressible but what you say is right. Incompressible flow and incompressible fluid there is a difference.

Student: But if density is a function of time, then we cannot apply.

Professor: I completely agree with you, so I am saying make the assumption right now, you are right. I agree, make the assumption that density is invariant with time and X Y in this case.

(Refer Slide Time: 06:42)



So if that is the case, so I just want you to visualize, so these arrows represent the local flow field vector which will change as a function of time because there is a time term there and the blue lines as you will see very shortly, these are the particle trajectory. So in this particular video the equation in the previous slide has been plotted as a function of time for Y and X Okay, using the value of $\omega = 2\pi$, and you can see that the local field vector is changing its

angle as a function of time and the trajectory of the particles is also following some particular direction.

(Refer Slide Time: 07:31)

STEP 02

Mark a triangular fluid element using the given points
at time $t = 0$

A

$x_o = 0 ; y_o = 0$

B

$x_o = 0.2 ; y_o = 5$

C

$x_o = 0.5 ; y_o = 6$

AE-105 Introduction to Flight
CDEEP IIT BOMBAY
Tutorial 02

Okay, let us look at the next step. So what we do is we look at this particular flow field and we mark an element at time $t=0$, just some element A, B, C and you can note down these values A is x_0, y_0 equal to 0. So at time $t=0$, we take a snapshot, I will show you a video of this but we take a snapshot and we see that there is an theoretical element, a triangular element with three vertices A, B and C whose values are mentioned there. Okay so note down these three, this is the position of the fluid particles at time $t=0$.

(Refer Slide Time: 08:18)

STEP 03 – Finding Path Equations

$$\vec{v} = \underbrace{(0.7 + 0.5x)}_u \vec{i} + \underbrace{(2 + 2.4 \cos(\omega t) - 0.5y)}_v \vec{j}$$

$$u = \frac{dx}{dt} = 0.7 + 0.5x$$

$x(t)$ ①

$$v = \frac{dy}{dt} = 2 + 2.4 \cos(\omega t) - 0.5y$$

$y(t)$ ②

AE-105 Introduction to Flight
CDEEP IIT BOMBAY
Tutorial 02

Okay, let us go ahead, so this is the velocity equation. So there is a path which the particle takes and the velocity is going to be a function of x and y which are functions of time. So this is u and that is v okay. So the u is going to be basically

$$\frac{dx}{dt} = 0.7 + 0.5x$$

so that is actually x and the other one is y okay, so we have these two components now.

(Refer Slide Time: 08:58)

Finding the Solution of DE 1

$$\Rightarrow \frac{dx}{dt} - 0.5x = 0.7$$

Multiply both sides by
 $IF = e^{\int -0.5dt}$

$$\Rightarrow e^{-0.5t} \left(\frac{dx}{dt} - 0.5x \right) = 0.7e^{-0.5t}$$

$$\Rightarrow \frac{d}{dt} (xe^{-0.5t}) = 0.7e^{-0.5t}$$

$$\Rightarrow \int \frac{d}{dt} (xe^{-0.5t}) dt = \int 0.7e^{-0.5t} dt + c_1$$

$$x(t) = c_1 e^{0.5t} - 1.4$$

AE-105 Introduction to Flight
CDEEP IIT BOMBAY
Tutorial 02

Now let us go ahead, we have a differential equation now

$$\frac{dx}{dt} - 0.5x = 0.7$$

How do you solve this equation? So can you try it out using your basic maths, would you be able to find the solution of this particular differential equation? The first one which says that x as a function of t is equal to 0.7 plus 0.5 x. So one way of doing it is multiplying both sides by this integral, we are now doing it by analytical technique, you can do it by numerical differentiation, but we will do it by an analytical technique in the class.

So we multiply both sides by a term, $e^{\int -0.5dt}$, so you will get

$$e^{\int -0.5dt} \left(\frac{dx}{dt} - 0.5x \right) = 0.7 * e^{\int -0.5dt}$$

$$\frac{d}{dt}(x * e^{-0.5t}) = 0.7 * e^{-0.5t}$$

You can see, d by dx of a function A into B is X dv by dt plus Y dx by dt correct. So that is the property we have used here. The property of is called as the chain rule of differentiation. Okay, so now if you integrate both sides then the first term on the left hand side is going to be integrated as a function of time is equal to this plus a function of time and then there is going to be a constant of integration C1. If you solve it further you can show that x as a function of t

$$x(t) = C_1 * e^{-0.5t} - 1.4$$

1.4 comes from 0.7 divided by 2 or 0.7 into 0.5, 0.7 divided by 0.5. So x as a function of t is available. So this tells us how x is going to evolve as the time progresses. Okay, going ahead the next equation.

(Refer Slide Time: 11:35)

Finding the Solution of DE 2

$$\Rightarrow \frac{dy}{dt} + 0.5y = 2 + 2.4 \cos(\omega t)$$

Multiply both sides by
 $IF = e^{\int 0.5dt}$

$$\Rightarrow e^{0.5t} \left(\frac{dy}{dt} + 0.5y \right) = (2 + 2.4 \cos(\omega t)) e^{0.5t}$$

$$\Rightarrow \frac{d}{dt} (y e^{0.5t}) = (2 + 2.4 \cos(\omega t)) e^{0.5t}$$

$$\Rightarrow \int \frac{d}{dt} (y e^{0.5t}) dt = \int 2 e^{0.5t} dt + \int 2.4 e^{0.5t} \cos(\omega t) dt + c_2$$

AE-705 Introduction to Flight Tutorial 02 CDEEP IIT BOMBAY

Now this one I would like you to solve yourself in a similar fashion, for your convenience I am just writing the expression for you the starting expression,

$$\frac{dy}{dt} + 0.5y = 2 + 2.4 * \cos (\omega t),$$

omega is a frequency term. So now let us see if you can solve this equation in the similar fashion. Let me give you a quick hint again the same thing, multiply both sides by the similar expression same expression rather. So what will happen? So from here you can proceed now.

Okay, let me give you one more step. So the same thing is going to be $\frac{d}{dt}(y * e^{-0.5t})$, and now you integrate both sides.

So the first term, 2 is the constant term, the second term has an ω term and now you have a constant of integration called C2. Our job now is to get the value of y as a function of time for the including the value of the constant C2 okay.

(Refer Slide Time: 13:02)

Finding the Solution of DE 2 (continued)

$$\Rightarrow \int \frac{d}{dt}(ye^{-0.5t})dt = \int 2e^{0.5t}dt + \int 2.4e^{0.5t}\cos(\omega t)dt + c_2$$

Integration Formula

$$\int e^{at}\cos(\omega t)dt = \frac{e^{at}}{a^2 + \omega^2}(a\cos(\omega t) + \omega\sin(\omega t))$$

After some simplification

$$y(t) = 4 + \frac{4.8}{1 + 4\omega^2}(\cos(\omega t) + 2\omega\sin(\omega t)) + c_2 e^{-0.5t}$$

AE 105 Introduction to Flight Tutorial 02 CDEEP IIT BOMBAY

Right, this is where we were, now I think if you can apply your basic engineering mathematics, you should be able to proceed further, it is not easy. There is one particular property of integral which you have to remember which I also did not remember, so maybe unfair for me. So this is the integral formula okay,

$$\int e^{at} * \cos(\omega t) dt = \frac{e^{at}}{a^2 + \omega^2}(a * \cos(\omega t) + \omega * \sin(\omega t))$$

So at least now you can go ahead, using this property you should be able to go further. So the first person who is able to get the final answer should raise the hand. Anybody has made a breakthrough after this? Got the answer? What is the answer? y? y is equal to 4 plus?

Student: 4 plus 2.4 by 0.25 plus omega square into 0.5 Cos omega t plus omega.

Professor: I think that is correct, I remember, I remember, just cross check this entire is correct? Okay so 4 plus 4.8, 1 plus 4 omega square. So now y is a function of omega t and the constant C2. So we have got both x and y as a function of time.

(Refer Slide Time: 14:30)

The constants c_1 and c_2 have a tale to tell...

They're more than just integration constants

'Particle identifiers'

- We saw that $x = x(t, c_1)$ and $y = y(t, c_2)$
- We can set $\{x(t), y(t)\}$ to track any desired particle by just playing with c_1 and c_2
- Each particle has its own unique c_1 and c_2 value

AE 105 Introduction to Flight Tutorial 02 Cap...

Okay so now we are ready to plot this particular thing. Now these two constants C_1 and C_2 they are not just constants of integration, that is for the mathematician. For the fluid mechanics guy these two coefficients they are particle identifiers, by changing their values you can actually track different particles that is their significance, okay. So we saw that x is a function of t and C_1 , y is a function of t and C_2 in the two expressions that we have derived. So what we can do is we can track we can set x y (and) x_t and y_t just by playing with these two coefficients as I will show you in the in the particular utility, you can track different particles.

So that is the beauty, that is a beauty each particle in the fluid flow corresponds to a particular C_1 and C_2 value and the integration is applicable for that particle. In fact the integration is for all the particles.

(Refer Slide Time: 15:29)

Finding the constants (continued)

Method - Find the 'c's for each point

$$x(t) = c_1 e^{0.5t} - 1.4$$
$$y(t) = 4 + \frac{4.8}{1 + 4\omega^2} (\cos(\omega t) + 2\omega \sin(\omega t)) + c_2 e^{-0.5t}$$

Substitute $x = x_0$ and $t = 0$ in $x(t)$ and
 $y = y_0$ and $t = 0$ in $y(t)$

A $x_0 = 0; y_0 = 0$	B $x_0 = 0.2; y_0 = 5$	C $x_0 = 0.5; y_0 = 6$
--------------------------------	----------------------------------	----------------------------------

AE-105 Introduction to Flight Tutorial 02 CDEEP IIT BOMBAY

Now you can find these constants by using the initial conditions, the initial conditions was that at $t=0$ we had A and B and C having some x_0 and y_0 values, okay. So let us look at we want to track a particle which is at some point x_0, y_0 . So at time $t=0$ you can get the value of C_1 by putting $x=x_0$ when $t=0$, and $y=y_0$ when $t=0$. So let us do that, so now what we will do is we will divide this class into three teams, this is a very big team. This will be called as team number 1. This is a very small team, so team number 2 the one in the center and this will be team number 3.

We have three particles A, B and C so particle A, I will give it to this team because both of them are 0. So particle A you have to track so you get me the value of C_1 and C_2 for particle A okay, you will be doing particle B and yours is particle C. So individually, do not say someone will do it, there is a big team, just like assignment somebody will do there are 10 people, 9 people but this is for individual so individually, otherwise you will not learn and remember there is a quiz just down the line. It will help you believe me.

So these are the two expressions which you can note down if you have not done so far. Take the value of $\omega = 2 * \pi$, and substitute $x=x_0$ and $t=0$ in $x(t)$ and $y=y_0$ and $t=0$ in $y(t)$ and trace the values of these three. Okay so I rest my case now, now you have to tell me the value of C_1 and C_2 for A, B and C. So team number, team number 1, your job is very easy both x_0 and y_0 are 0. So you just say

$$x(t) = C_1 * e^{-0.5t} - 1.4$$

So when $t=0$ you have $e^{\text{power } 0}$ which is 1, therefore straightaway $C1=1.4$, $C2$ again when t is equal to 0 $\cos \omega t$ is 1, $\cos 0 = 1$ and $\sin \omega t$ will be again $\sin 0 = 0$ and t is 0 so $C2$, so it will become $4 + 4.8 \times 1 + 4 \times \omega^2 \times 1 + C2$ is equal to 0. So what is the value of $C2$?

Team number 1, team number 1 is very powerful because they have people who can freeze time. Okay, so if you can freeze time then that means you are really great. Let us have team 1 first, okay team 2 what is the value of $C2$ and $C1$? $C1$ is 1.6 and $C2$? 1.969, okay, 0.969 (ok). What about team number 2? What is the value at B?

Student: Hello, $C1$ is 1.9 and $C2$ is 1.8814.

Professor: Yeah, that is what I have got, you can cross-check. Now if there is a mistake, please tell me yeah, B should be plus 0.97, let us see. Let us just cross check. So this is team, this is the team C, no, this is team B, so y at 0 will be $4 + 4.8 \times 1 + 4 \times \omega^2$. So $C2$ will be equal to minus. Why will it be plus? So do not we have 4, see do not we have y is equal to A plus B so it will be a negative term, right? A is 4.03, when you say A means the first term

Professor: 0.7, okay. So we can correct it. When I upload this I am going to correct it okay. All of you agree with this? Okay, there can be such mistakes, right.

(Refer Slide Time: 20:51)

STEP 05

Team 1
Calculate the location of the 3 'Markers' at
time $t = 1$ s

Team 2
Calculate the location of the 3 'Markers' at
time $t = 3$ s

Team 3
Calculate the location of the 3 'Markers' at
time $t = 6$ s

AE-105 Introduction to Flight Tutorial 02 CDEEP IIT BOMBAY

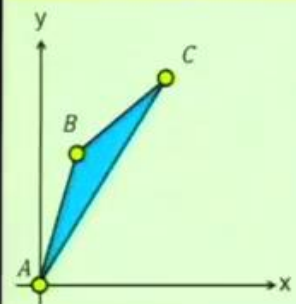
So now the interesting thing is you have to now track the position of the particle at various times. So once again team number 1 you will get the time of 1 second, easy? Team number 2

gets the time as 3 seconds and team number 3 gets the time as 6 seconds. This is not the time given to you to calculate, this is the time, the time from t equal to 0 at which you have to now locate your particle. So you have to locate the marker now and I am going to show you the answer graphically through an app. So there you can crosscheck.

So this time you have to give me the location of the all the three markers A, B and C at these time steps, so how you will do?

(Refer Slide Time: 21:59)

STEP 04 – Tracking our 'Markers'



<u>A</u>
$x_o = 0 ; y_o = 0$
$c_1 = 1.4 ; c_2 = -4.03$
<u>B</u>
$x_o = 0.2 ; y_o = 5$
$c_1 = 1.6 ; c_2 = -0.97$
<u>C</u>
$x_o = 0.5 ; y_o = 6$
$c_1 = 1.9 ; c_2 = 1.97$

AE-105 Introduction to Flight Tutorial 02 CDEEP IIT BOMBAY

Finding the constants (continued)

Method - Find the 'c's for each point

$$x(t) = c_1 e^{0.5t} - 1.4$$

$$y(t) = 4 + \frac{4.8}{1 + 4\omega^2} (\cos(\omega t) + 2\omega \sin(\omega t)) + c_2 e^{-0.5t}$$

Substitute $x = x_o$ and $t = 0$ in $x(t)$ and
 $y = y_o$ and $t = 0$ in $y(t)$

<u>A</u>	<u>B</u>	<u>C</u>
$x_o = 0 ; y_o = 0$	$x_o = 0.2 ; y_o = 5$	$x_o = 0.5 ; y_o = 6$

AE-105 Introduction to Flight Tutorial 02 Capsule 02

For example is, you have the expression now you have C1 and C2 and you have the expression. So if for example for particle A, C1 is 1.4, C2 is minus 4.03, you just put x t is equal to $1.4 e$ power $0.5 t$ minus 1.4 and you put the same for y .



(Refer Slide Time: 22:28)

STEP 05

Team 1
Calculate the location of the 3 'Markers' at
time $t = 1 s$

Team 2
Calculate the location of the 3 'Markers' at
time $t = 3 s$

Team 3
Calculate the location of the 3 'Markers' at
time $t = 6 s$



Tutorial 02

So when you are ready, when you know the location, do not tell me the location, you verify when I show you the video whether your calculations are matching or not. Shall we go ahead? Yes, team number 1, can we go ahead? You know the position of particles at time t equal to 1 second? Yes, no or maybe or I do not care because you are going to show very soon. The way they are punching on the calculator is like going to the moon. Okay, see we have a quiz ahead of us so we do not want to spend too much time.

(Refer Slide Time: 23:22)

STEP 05 - continued

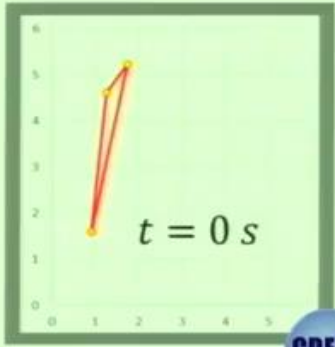
Hope this matches with your calculations

Team 1



A (0.908 , 1.586)

B (1.238 , 4.618)

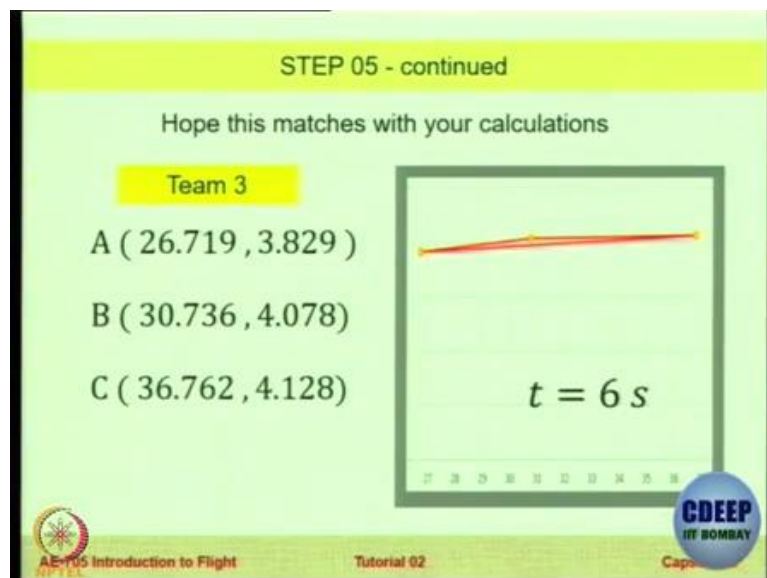
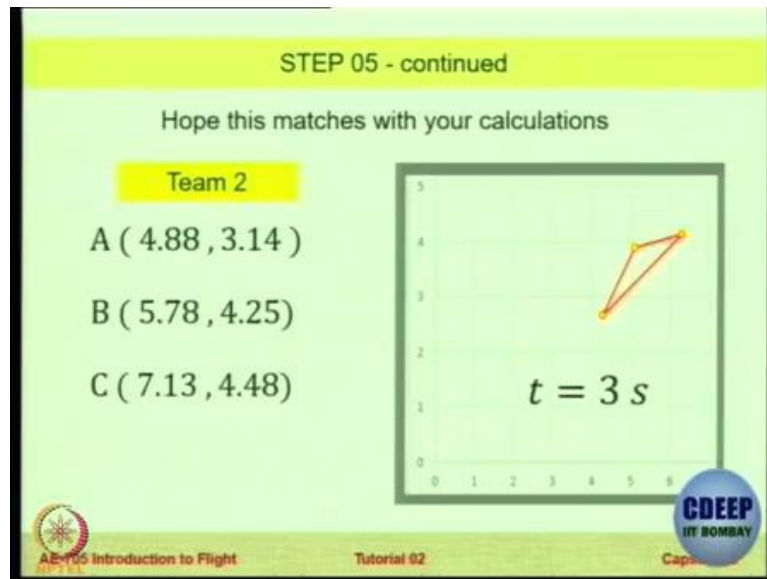
C (1.732 , 5.225)



$t = 0 s$



Tutorial 02



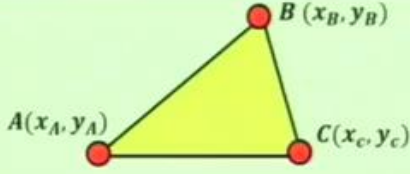
Let us see, is this correct team number 1? All three, no need to copy it down because we are going to see the video very soon, okay team number two? Okay, all of them are correct? Ok, very good that means you are able to track and team number three, yours is a very-very, yes. Correct? Okay, so our objective is to check whether this particular flow is compressible or incompressible. For that we have to be sure that at all these time steps the same element which we are tracking has the same volume.

So do you think the volume of this triangle and this triangle and this triangle and the initial triangle, this is of course just as conceptual sketch or is it the same volume? We do not know, visually it will be difficult for us to make out, does not look like, I do not think, so that means we need to check.

(Refer Slide Time: 25:30)

STEP 06 – Calculating the Area

Incase if you've forgotten –


$$\text{Area } A = \frac{1}{2} \begin{vmatrix} x_A - x_B & y_A - y_B \\ x_A - x_C & y_A - y_C \end{vmatrix}$$

Note : Ignore negative sign if obtained

AE-105 Introduction to Flight Tutorial 02 CDEEP IIT BOMBAY

So how do you calculate the area of a triangle whose coordinates are known to you?

$$A = s(s - a)(s - b)(s - c)$$

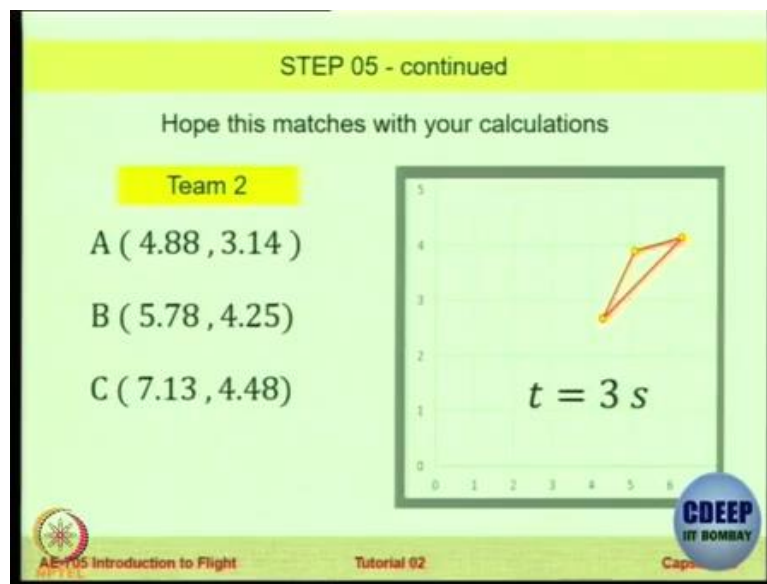
there are other ways also of doing it. Okay you can simply do it by a very basic determinant calculation. So one way is you calculate S A, B, C and then multiply, the same thing has been coded into this particular determinant. Okay, so please do it for all three of you. Find the area of the element at the three places. So once again at time t equal to 1, at time t equal to 3 and at time t equal to 6. So have you got the area? We will calculate, you have the value of XA, XB, XC you do not have (ok).

So, can you calculate the area quickly?

$$A = \frac{1}{2} ((x_A - x_B)(y_A - y_C) - (x_A - x_C)(y_A - y_B))$$

If anybody from the team has done it, just raise your hand. So do we have the answer? How many units is the area? Some of you have given up, it is too difficult calculation to do, I cannot do it, nothing I have learned so far in my life has equipped me to calculate this value. Yes, for the, you want the coordinates? Okay.

(Refer Slide Time: 26:56)



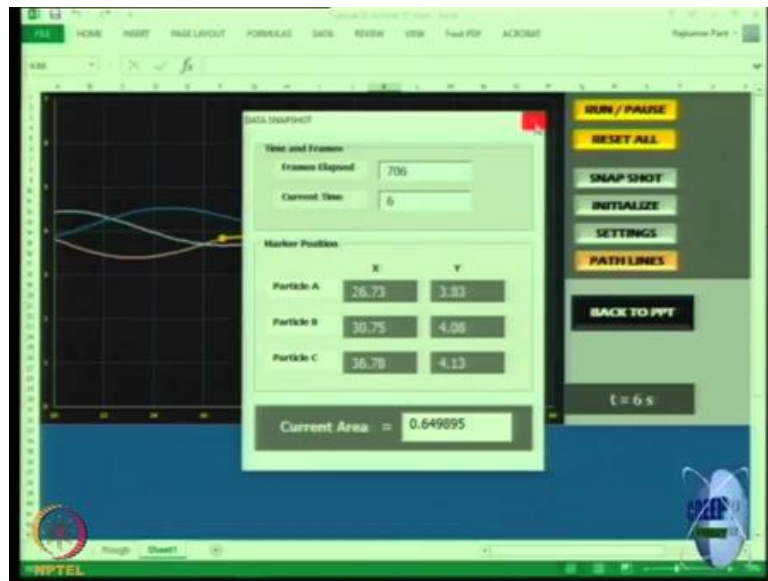
Okay, you can note down. If I give the components now then you will calculate then we will miss the quiz okay, so do I, I do not want to spend any more time, sorry.

(Refer Slide Time: 27:15)



Let us go ahead, okay all right, so let us see a demo, the demo will tell us, okay.

(Refer Slide Time: 27:28)



Alright so for this particular fluid particle, this is the condition at time t equal to 0, point A on the bottom was 0 0, point B was how much? What was it? Yours is point C? Okay point B? 0.25 and 0.2 comma, so is it okay? And the third team? Okay, so now let us run the simulation. At time t equal to 1, what is the area? Team number 1, this is the question asked to you, you got the same area? Then calculate, how much did you get? So that is correct 0.65 approximately, fine. So if we continue ahead at time at 3 seconds. What did you get? Are the particle coefficients correct? Matching, okay, so you have to believe me now, since you have not calculated you have to you can do it offline later, the value, the volume is, current area is 0.64.

Area is volume here because it is 2D flow; it is 0.6499 so it is almost the same as what they got, okay. So let us see at the next time step which is 6 seconds. So it will take time, the particle becomes very narrow and thin. It is again 0.65 okay so now what do we conclude? Yes.

Student: My name is Ajit, the shape is varying but the volume is constant or the area is constant.

Professor: So what do you conclude?

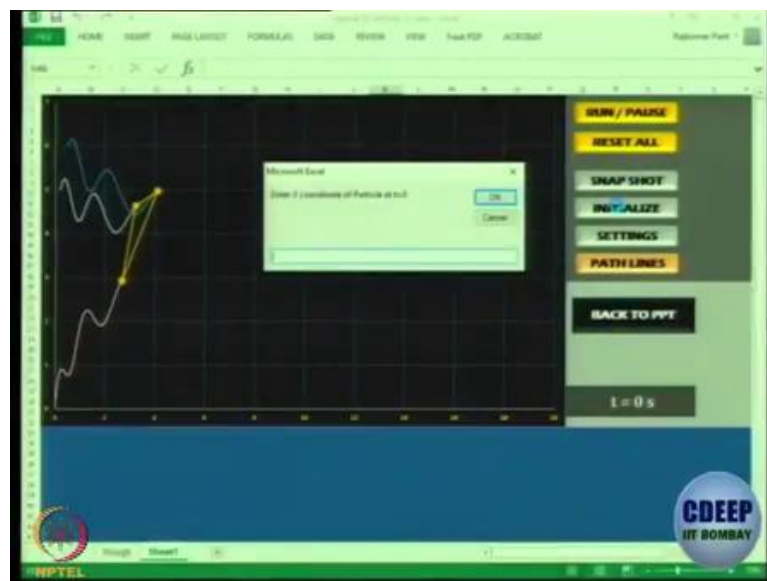
Student: That means the mass flow rate is constant throughout.

Professor: No, that is not the conclusion.

Student: Incompressible flow, it is an incompressible flow.

Professor: The flow is incompressible, that is right because the area of a or a volume in this case, in this case area because it is 2D the area of a fluid element as we track it is remaining the same. Therefore, the flow is deforming but the total volume is remaining same. That means actually it is incompressible flow. Okay, so in case you are wondering whether this is just one simulation, I can try, let us go to initialization. So let us track some other particle, just because these particles are we cannot be sure.

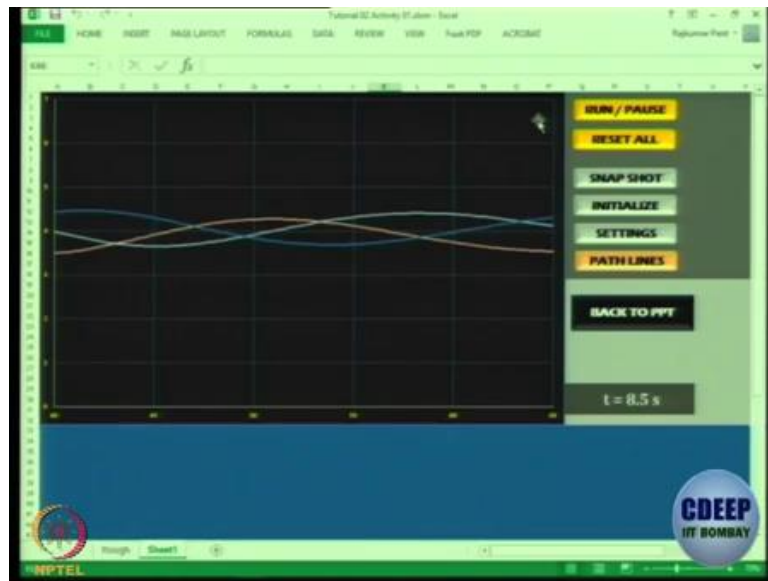
(Refer Slide Time: 30:46)



So let us say particle at t equal to 0 x coordinate. So let me have some volunteer, okay yes.

Professor: Let us check, we have app let us check. Your job is easy, in normal times I would say calculate okay, but I know people are lazy nowadays. So we have an app we will check. With this particular app I can track any particle for this fluid flow at whatever time you want. Okay so let us do it. So let us start so take a particle, so let us start with you only, give me some starting give me some XY coordinates of a particle that we want to track at time t equal to 0. You want to do for the same particle.

(Refer Slide Time: 31:31)



Okay, so let us prefer the same particle and what we will do is let me take a snapshot at 4 seconds, 9 seconds and 12 seconds, okay does not seem to have worked. So I think I need to just do first initialization or it is expecting me to end it. I reset everything, settings. Let us see if it works, at 4 seconds it gives 0.65 okay, so there is a time limit set in the code. So we have to check for times only between 0 to 8.5 okay, so let us reset it again.

(Refer Slide Time: 33:11)



So let us say at 2 seconds, 4 seconds, 7 seconds, so at 2 seconds 0.6499, 0.65, 0.65. So are you saying that the area is constantly increasing? No, these are numerical truncation errors. See this is not the absolute, this is the calculation. So when you calculate if you say 0.64995 and 0.65

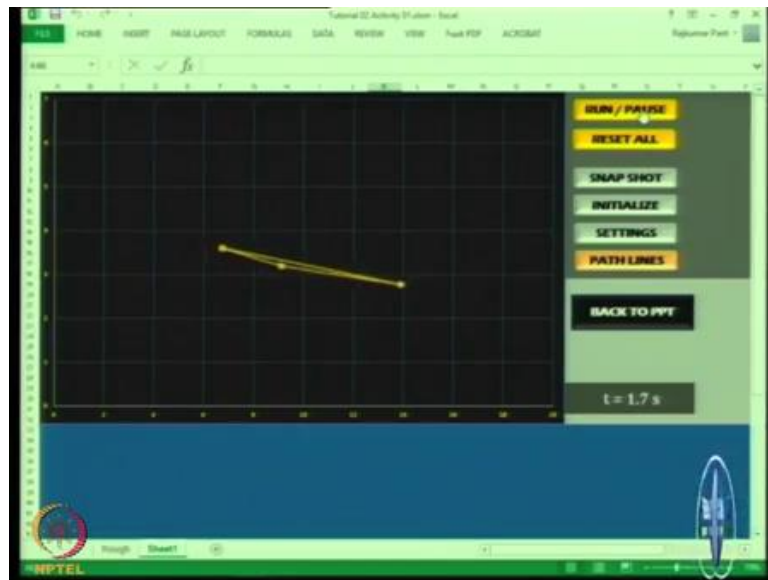
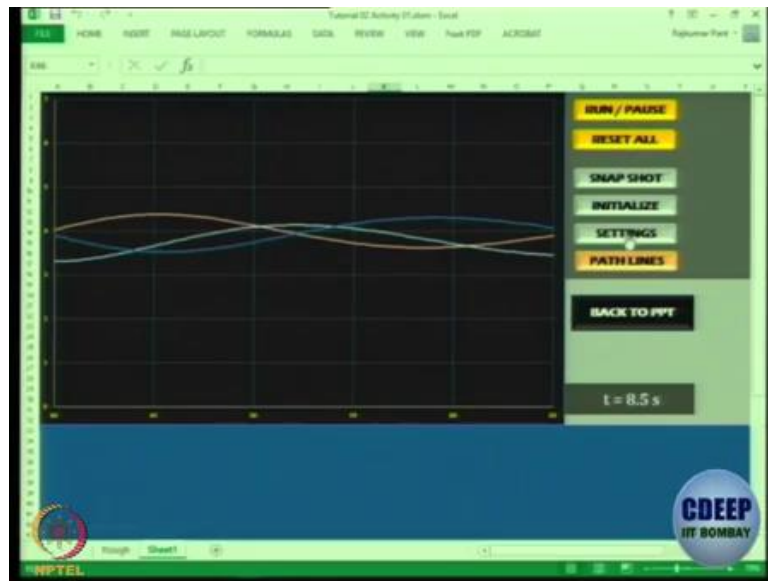
the degree of precision in this code is not so high that it will capture to the third decimal place. Actually it should have written only the two digits that would have been better. By writing in numeral digits it is giving a wrong impression. So for all practical purposes the volume is remaining the same.

(Refer Slide Time: 34:39)



So let us start some other point okay. So let us say I will just give some point, so particle x coordinate let us say 2, y coordinates again 4, then x coordinate of particle at t equal to 0. So I have given some other particle now and let us take the same time steps. Let us run, so the flow field is remaining the same, the flow field has not changed. These equations have been coded in Excel for a particular flow field okay, so at time it is 0.5. At time 4 it will again be 0.5, it is again 0.5, so I think we should look only at two decimal places.

(Refer Slide Time: 36:00)



So let us look at the path lines also, so now what I have done is I have removed those lines and I am just showing the particle transforming in space. So this particular utility I can share it with you, you can have a look at it. What would be interesting is to see what is the coding behind it.

(Refer Slide Time: 36:40)

Incompressible flow and Flow visualization

Problem statement

To determine whether a flow field is compressible or not by studying the change in area of a 2d deforming fluid element as it moves with the flow

Objectives

- Strengthen understanding of Lagrangian viewpoint
- Appreciate the significance of $\nabla \cdot \vec{v} = 0$ condition
- Appreciate the use of Path line equations

AE 705 Introduction to Flight Tutorial 02 CDEEP IIT BOMBAY

So for example, if I just go to the spreadsheet you can see you have the constant x and y have been pre-calculated and entered here, this is the initial position, yes right.

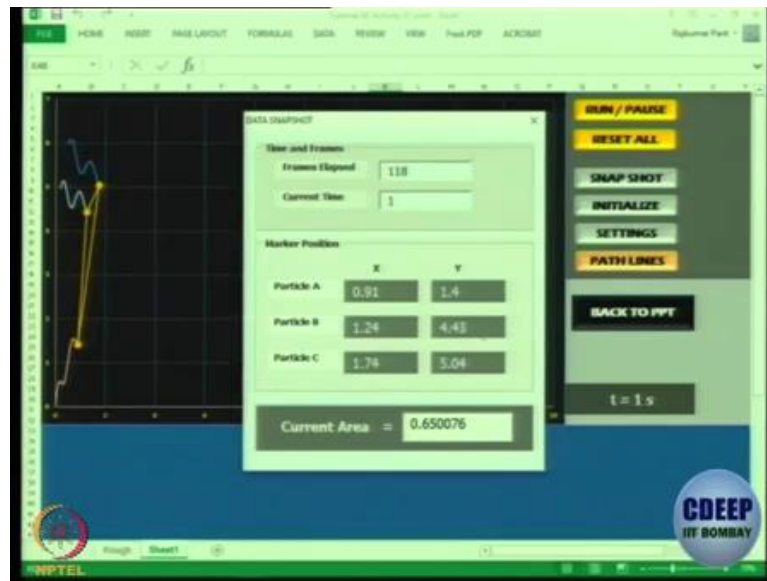
(Refer Slide Time: 37:20)

Spreadsheet showing particle data and pathline calculations. The spreadsheet includes columns for particle ID, initial x and y coordinates, and pathline coordinates (x, y) at various time steps. The initial position is set to (1, 0, 0). The angular velocity ω is set to 0.2000000000. The pathline data shows the evolution of the particle's position over time.

Particle ID	Initial x	Initial y	Pathline x	Pathline y
Particle 1	1	0	1.000000	0.000000
Particle 2	1	0.2	1.000000	0.200000
Particle 3	1	0.3	1.000000	0.300000

So this is the spreadsheet, so you can see the initial position gets written here, this is the value of $\omega = 2 * \pi$. So we can change things and see the effect of that. For instance suppose I make this as 0.2π .

(Refer Slide Time: 37:53)



Now you can see the flow stream has changed okay, it has gone beyond but even in this case the volume is remaining the same. Let us say I make omega as 3.25 you can see the element volume still remains same okay, so whatever be the value of omega that is not changing the nature of the flow, it is just yes.

Student: Sir, is this the property of incompressible flow so that the area remains constant.

Professor: Yeah that is what we discussed in the class, in the incompressible flow I showed you in the class you take a fluid element.

Student: Sir for an element, yes but for the triangular element means for example, in a pipe there is a laminar flow and profile of parabolic, so that I am not getting.

Professor: No-no, do not worry about laminar or turbulent flow right now, this is a flow field defined by x , y , z and t and ω in this case. So in this particular flow field if the flow is incompressible, see remember there is a difference between an incompressible fluid and incompressible flow. We are talking about incompressible flow field. So in any incompressible flow field the total differential, the total derivative d of ρ with time remains constant. So what will happen is there will be one partial derivative and they will be one local derivative and there will be one convective derivative, correct? So if the for a given mass of fluid it has some volume at some place. If the volume changes but mass remains, same density is changing then it is not incompressible, the fluid, that is what we are trying to show.

We are trying to show here that this particular fluid has got some mass over a function of time if its volume also remains same although it transforms in shape then and only then the flow is incompressible. So it is a property of incompressible flow that any fluid particle whether it is triangular whether it is rhombus, whether it is any shape, if it is 3D you can take any 3D arbitrary shape as a function of time. If the total volume of that particular particle as you trace it in the flow field remains same then the flow is incompressible. If the volume of the particle is changing with time then density is changing and hence it is incompressible.

Student: Varunesh, the manner in which the entire volume or the area is calculated that might matter or not? Means it might happen that some part of it is gone outside the but it is not being considered when we are calculating area in this manner.

Professor: No-no, I am tracking the same particle. I am (sorry) I am defining an element of fluid and I will not say only for this element I give you an option of choosing your element. You can choose a, so any element you choose it becomes a control volume, that control volume may deform but does not change in area in a 2D case.

Student: Sir, if we take three particles which lie on a straight line then their area will be 0.

Professor: It will remain 0.

Student: So throughout the simulation it....

Professor: Let us check, that is what I am saying, see the I am going to give the utility to you, you try it out okay, so I am going to upload this on the Moodle I am going to ask you to play with it and give such kind of observations. Track, take three particles which are very-very near each other, see if it remains the same? Track three particles on a horizontal line, inclined line, vertical line, check out. Okay.