

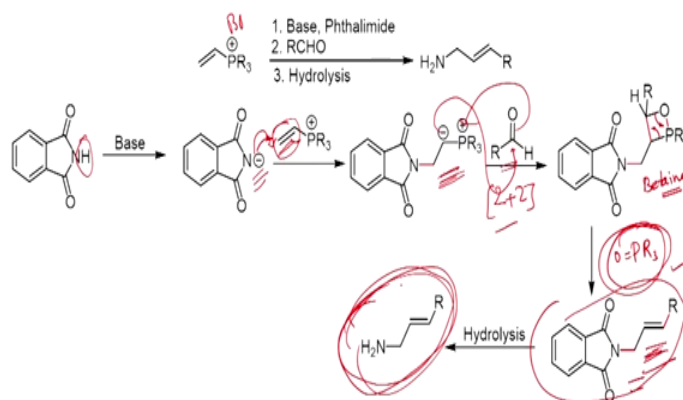
Principles of Organic Synthesis
Professor T. Punniyamurthy
Department of Chemistry
Indian Institute of Technology, Guwahati
Lecture 12
Aliphatic Carbon-Nitrogen Bond Formation

Welcome you all to Principles of Organic Synthesis. At present, we study the aliphatic C-N bond formation. So far, we had two lectures in this topic. In this lecture, we will study the reaction of nucleophilic nitrogen with electrophilic carbon. In the second part, we will focus on the reaction of electrophilic nitrogen with nucleophilic carbon.

(Refer Slide Time: 01:05)

Schweizer Allyl Amine Synthesis

❖ A combination of Gabriel and Wittig Reaction



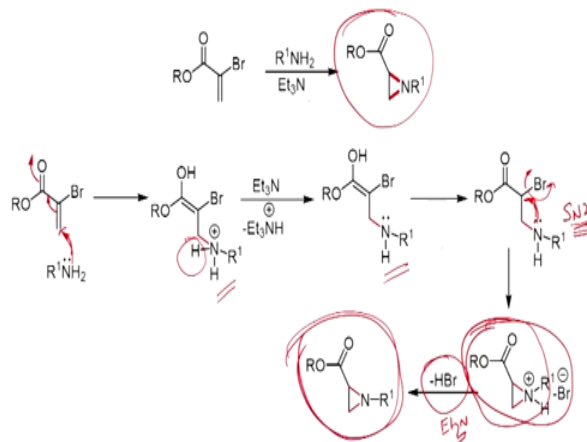
Here the synthesis of allylamine is shown. Phthalimide with base produces the anion, which reacts with vinyl phosphonium salt to give the ylide. [2+2]-Cycloaddition with aldehyde produces betaine, which loses phosphine oxide to give N-allyl phthalimide that on hydrolysis produces allylamine.

If you look at the reaction, it involves 3 steps. First, the base deprotonates to generate the anion, which undergoes addition with the double bond to give the phosphonium ylide. Reaction with aldehyde gives the betaine, which loses phosphine oxide to yield the allyl imide that is hydrolyzed to allylamine.

(Refer Slide Time: 03:36)

Gabriel-Cromwell Reaction

Amines react with α -bromoacrylates to give aziridines in the presence of base

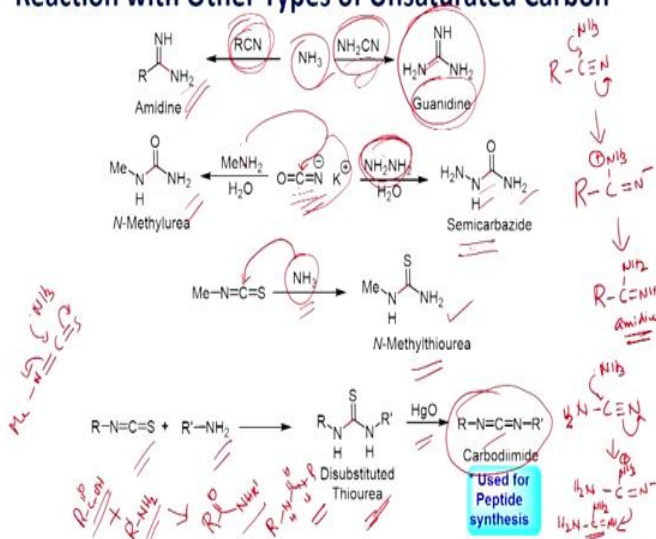


Here the reaction of α -bromoacrylate with amine is shown. Amine undergoes conjugate addition with α -bromoacrylate to give the salt, which leads an intramolecular S_N2 reaction to give the activated aziridine.

So if you have α -bromoacrylate, which can be reacted with amine in the presence of base to give aziridine.

(Refer Slide Time: 05:12)

Reaction with Other Types of Unsaturated Carbon

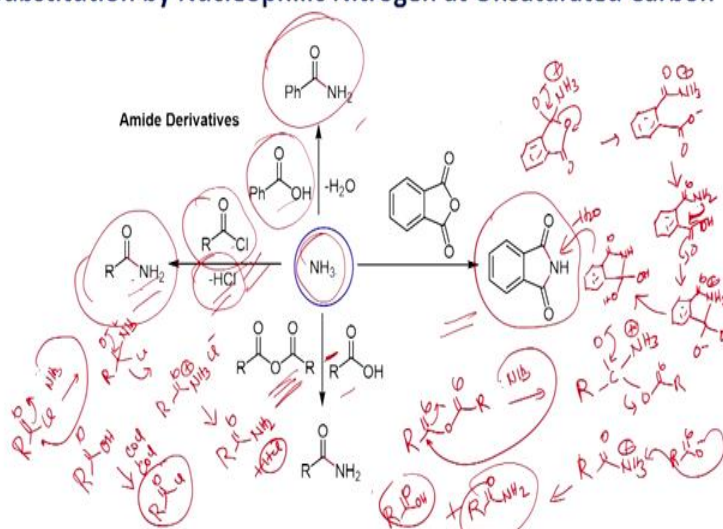


Here the first example involves the addition of ammonia with nitrile to produce amidine. Similarly, cyanamide with ammonia gives guanidine. The next example involves the addition of methylamine with potassium isocyanate to provide N-methyl urea. While the reaction with hydrazine produces semicarbazide. In these reactions, basically you add a nitrogen nucleophile to an electrophilic carbon to make a C-N bond.

Similarly, ammonia adds to methyl isothiocyanate to produce N-methyl thiourea. The next example involves the reaction of amine with alkyl isothiocyanate to give disubstituted thiourea, which with HgO produces carbodiimide that we use as the coupling reagent in peptide chemistry. For example, if you have amine and carboxylic acid, you will be able to form amide. Similarly, carboxylic acid can be coupled with alcohol to give ester. Basically carbodiimide removes water and converts to urea derivative. We will study the application of carbodiimide in detail in the synthesis of peptides.

(Refer Slide Time: 10:18)

Substitution by Nucleophilic Nitrogen at Unsaturated Carbon

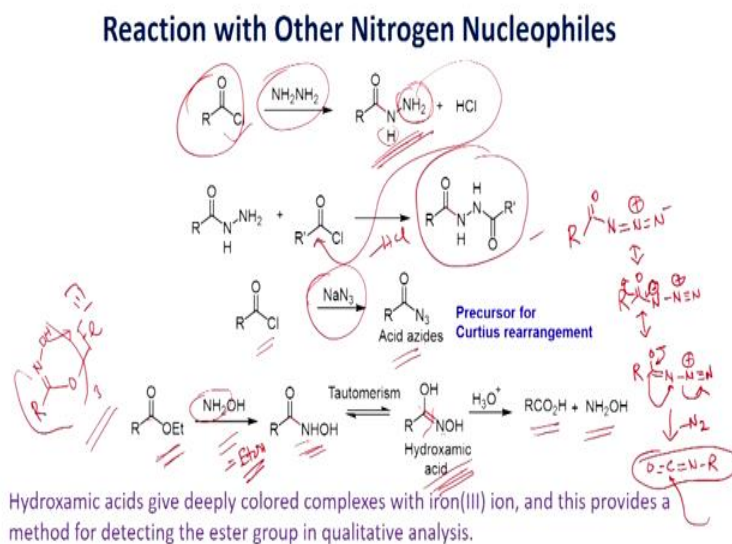


Here the reaction of ammonia with a variety of carbonyl systems is shown. If you look at the reaction of benzoic acid with ammonia, you will be able to form benzamide by the removal of water. However, the reaction of amine with aliphatic carboxylic acid is difficult as it forms salt. The best way is you can convert the carboxylic acid to acid chloride, which can be readily reacted with ammonia to generate the amide.

In place of acid chloride, you can use acid anhydride. It can also readily react to give the amide, where it generates carboxylic acid as a byproduct. For example, phthalic anhydride with ammonia produces phthalimide. First, the reaction of ammonia with phthalic anhydride produces benzamide derivative, which undergoes intramolecular condensation with carboxyl group to produce the imide.

Similarly, ammonia reacts with acyclic acid anhydride to produce amide along with one equiv of carboxylic acid via an addition followed by the removal of the carboxylic acid. Some carboxylic acids can be condensed with ammonia under heating to product the amide. Therefore, whenever we have the amine or ammonia that can undergo reaction with carbonyl systems like acid chloride, acid anhydride or carboxylic acid to give the amide as a product.

(Refer Slide Time: 16:06)

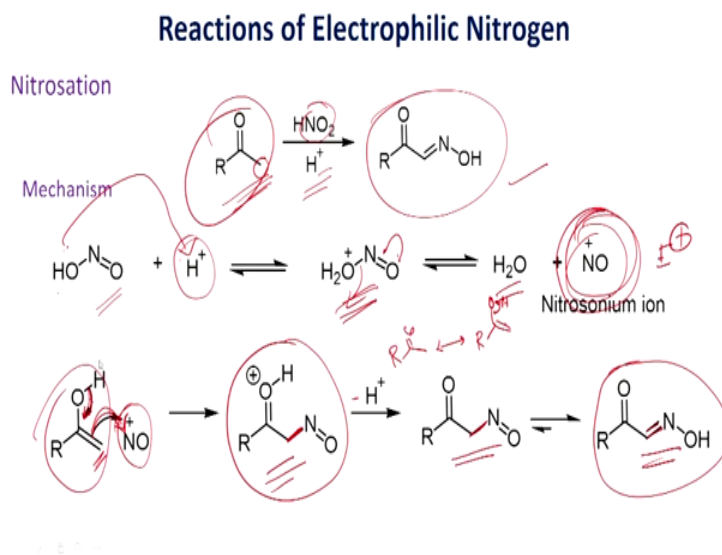


In addition to ammonia, you can also add other nitrogen nucleophiles. For example, if you look at here, you have the acid chloride, which can be reacted with hydrazine to provide the amide derivative. The reaction involves two equiv of acid chloride with one equiv of hydrazine to give the amide derivative.

The next example involves the reaction of acid chloride with sodium azide to provide acyl azide. This is the precursor for the Curtius rearrangement. When you heat, it leads to rearrangement to produce isocyanate.

The next example involves the reaction of ester with hydroxylamine to produce amide derivative, which tautomerizes to hydroxamic acid. Which is under hydrolysis converted to carboxylic acid and hydroxyl amine. This experiment is used in qualitative analysis to find out the presence of the ester functional group as hydroxamic acid gives deep color complex with iron(III) salts.

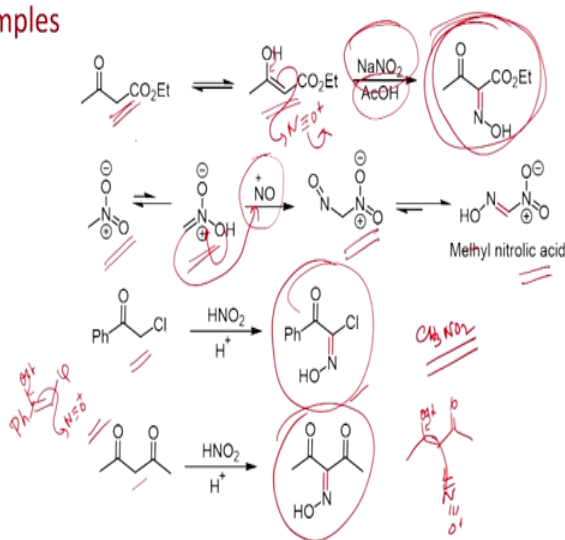
(Refer Slide Time: 20:36)



So far we have studied the reaction of nucleophilic amine with electrophilic carbon. Now, we are going to look at the reaction of electrophilic nitrogen with nucleophilic carbon. Look at here, the reaction of HNO_2 with ketone gives oxime as the product. If you look at the mechanism, HNO_2 protonates and loses a water molecule to give nitrosonium ion. Which leads to an addition reaction with enol of the ketone to give the oxime.

(Refer Slide Time: 23:31)

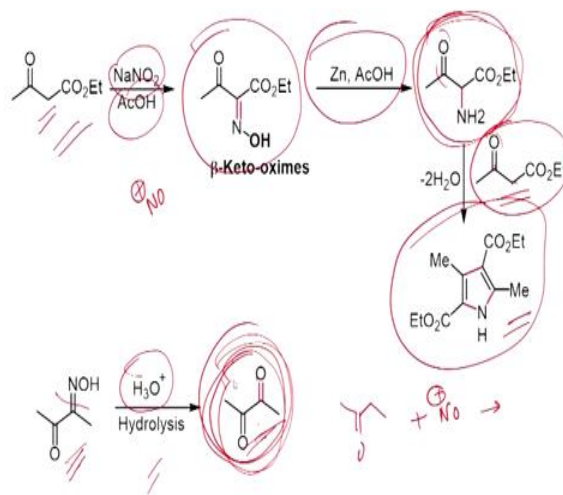
Examples



Some more examples are here given. Ethyl acetoacetate reacts with NaNO_2 in acidic medium to form the oxime. As just we have seen, ethyl acetoacetate converts to enol in acidic medium, while NaNO_2 in acidic medium produces nitrosonium ion. The enol reacts with the *in situ* generated nitrosonium ion to produce the oxime as the product.

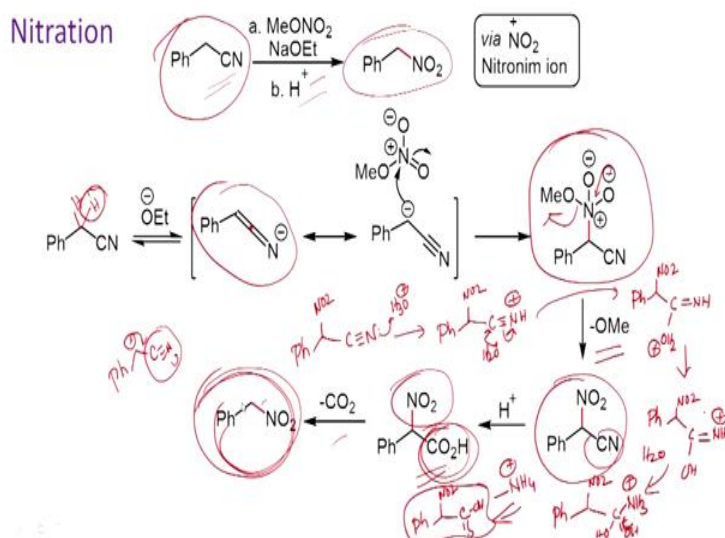
The next example involves the reaction of nitromethane with nitrosonium ion to afford methyl nitrolic acid. Similarly, α -chloroacetophenone undergoes reaction with nitrosonium ion to produce oxime derivative, while acetyl acetone proceeds reaction with nitrosonium ion to give the respective oxime derivative. In these reactions, the carbonyl compounds enolize, which act as the nucleophile and react with nitrosonium ion that acts as the electrophile.

(Refer Slide Time: 25:56)



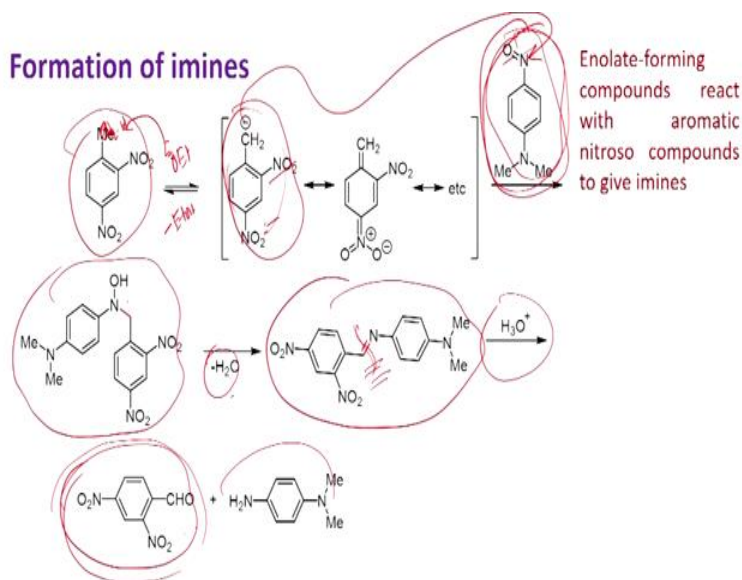
The next example involves the reaction of ethyl acetoacetate with NaNO_2 in acetic acid to produce oxime, which is reduced using zinc in acetic acid to yield the amine derivative. It further reacts with ethyl acetoacetate to give tetrasubstituted pyrrole as the product. The next example shows the transformation of ethyl methyl ketone to 2,3-butanone. Enol of the ketone adds to the nitrosonium ion to produce the oxime, which is converted to 1,2-diketone by hydrolysis.

(Refer Slide Time: 28:31)



Here benzyl nitrile reacts with methyl nitrate to produce phenyl nitromethane. The reaction involves two steps. First, base deprotonates the benzylic hydrogen to produce carbanion, which is stabilized by nitrile as well as aryl ring. Carbanion reacts with methyl nitrate to give nitro compound. Hydrolysis of the nitrile substituent to carboxylic acid followed by decarboxylation gives phenyl nitromethane.

(Refer Slide Time: 32:31)



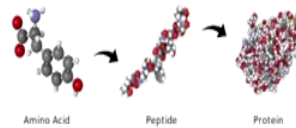
Here the transformation of 2,4-dinitrotoluene to 2,4-dinitrobenzaldehyde is shown. Deprotonation of benzylic hydrogen generates the benzylic carbanion. Which undergoes addition reaction with *N,N*-dimethyl-4-nitrosoaniline to give hydroxylamine derivative. It undergoes dehydration to produce the Schiff base, which is converted to 2,4-dinitrobenzaldehyde by aqueous hydrolysis.

So far we have seen several reactions. First, we have seen the reactions of nucleophilic amine with electrophilic carbon. Then, we have seen the reaction enol or carbanion to the electrophilic nitrogen

(Refer Slide Time: 35:11)

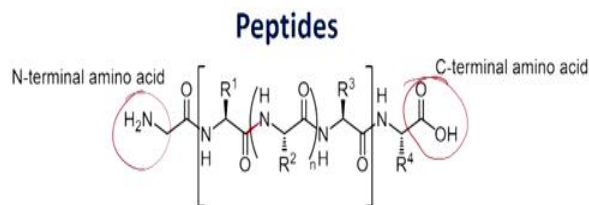
α -Amino Acids, Peptides and Proteins

- ❖ Peptides and proteins are important components of cells that carry out important biological functions.
- ❖ Peptides are smaller than proteins
- ❖ Proteins and peptides are very similar, being made up of chains of amino acids that are held together by peptide bonds (also called amide bonds)
- ❖ Peptides are defined as molecules that consist of between 2 and 50 amino acids, whereas proteins are made up of 50 or more amino acids. Otherwise, molecular weights less than 10000 are termed peptides and those with higher molecular weights are termed proteins



Now let us look at amino acids, peptides and proteins. All of you know very well peptides and proteins are important components of cells that carry out important biological functions. Peptides are smaller than proteins. Proteins and peptides are very similar but being made up of chains of amino acids that are held together by peptide bonds.

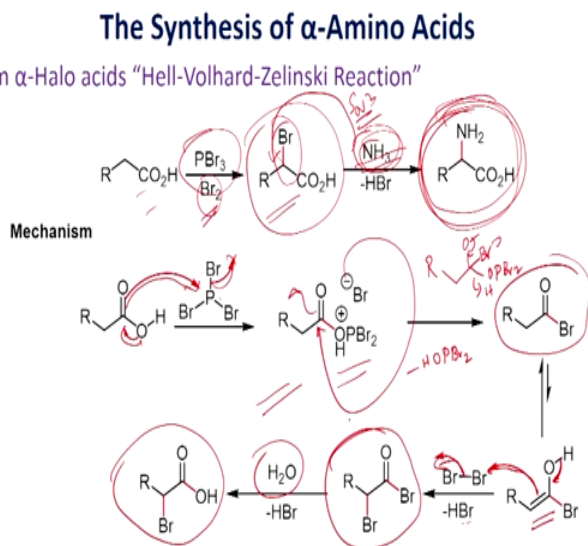
(Refer Slide Time: 35:36)



- ❖ The acid-catalyzed hydrolysis of peptides and proteins provides the constituent [\$\alpha\$ -amino acids](#) which are, except glycine, chiral having [L-configuration](#).
- ❖ The syntheses of peptides followed to date have been based on the reverse of this process.
- ❖ α -Amino acids are of significant importance.

Here the structure of peptides is shown. You can see the peptide bond between the carboxylic acid and amino group of amino acid. This is called C terminal amino acid and this is N terminal amino acid.

(Refer Slide Time: 35:50)

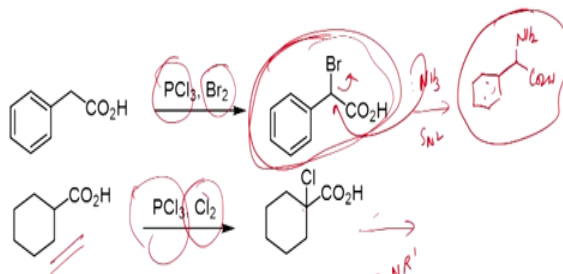


Now let us look at the synthesis of α -amino acid. As you can see here, if you have the carboxylic acid, you can do halogenation at the α -carbon. For example, if you use PBr_3 , you will be able to form α -bromo carboxylic acid, which reacts with ammonia to form the α -amino acid.

The mechanism of the preparation of α -bromocarboxylic acid is here shown. The carboxylic acid reacts with PBr_3 to produce the salt. Addition reaction of brominium ion produces the acid bromide, which reacts with bromine via $\text{S}_{\text{N}}2$ reaction to yield α -bromo acyl bromide. Treatment with water yields the α -bromo carboxylic acid.

(Refer Slide Time: 38:10)

Examples



Strecker Amino Acid Synthesis



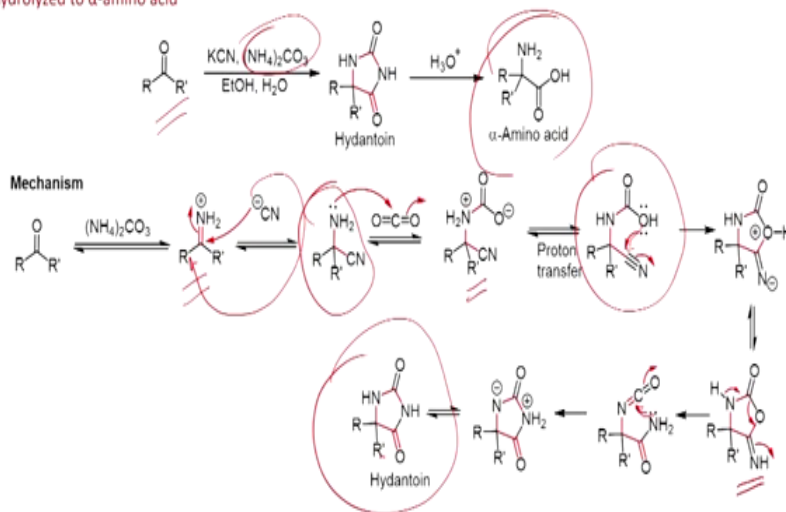
Here are some more examples. The first one involves the reaction phenylacetic acid with PBr_3 to produce α -bromophenylacetic acid. Which can be reacted with ammonia via $\text{S}_{\text{N}}2$ to produce the corresponding amino acid. The next example involves the reaction of cyclohexanecarboxylic acid with PCl_3 to produce α -chlorocyclohexanecarboxylic acid, which can be reacted with ammonia to give the amino acid.

The other approach is Strecker amino acid synthesis. In the reaction, aldehyde reacts with amine to form imine. Which reacts with cyanide ion to give α -aminonitrile that is converted to α -amino acid via hydrolysis.

(Refer Slide Time: 40:15)

Bucherer-Bergs Reaction

Ketones proceed reaction with ammonium carbonate in presence of cyanide ion to afford hydantoin that could be hydrolyzed to α -amino acid

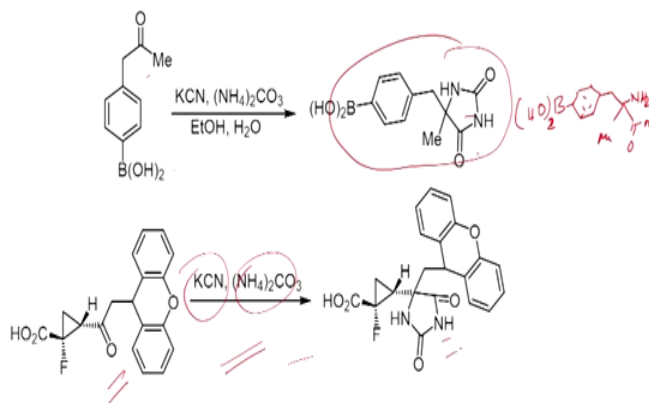


Here is another approach for the synthesis of α -amino acid. The reaction involves the reaction of carbonyl compound with $(NH_4)_2CO_3$ and KCN to produce hydantoin, which hydrolyzes to produce the amino acid.

The mechanism starts with the condensation of carbonyl compound with ammonium carbonate to give the imine, which leads to an addition reaction with cyanide ion. α -Amino nitrile with CO_2 produces the addition product, which undergoes addition with nitrile to produce hydantoin via rearrangement.

(Refer Slide Time: 41:38)

Examples

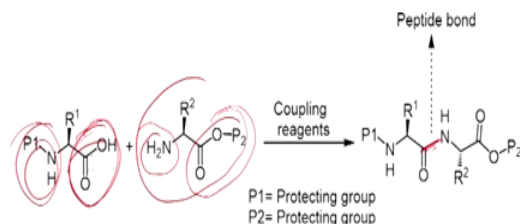


Here the first example involves the reaction of ketone with ammonium carbonate and KCN to give the cyclic compound, which can be hydrolyzed to produce the functionalized phenylalanine. Similarly, the next example produces the cyclic heterocyclic scaffold, which can be hydrolyzed to give the α -amino acid. Using these approaches highly functionalized complex α -amino acids can be prepared.

(Refer Slide Time: 42:31)

The Synthesis of Peptides

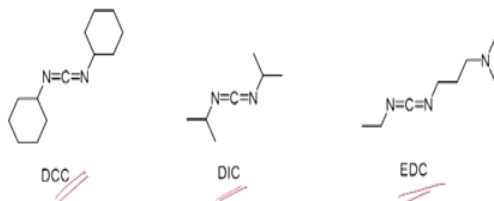
- ❖ The condensation reaction of the carboxyl group of one amino acid to the amino group of another.
- ❖ Protecting group strategies are usually necessary to prevent undesirable side reactions with the various amino acid side chains.



Here the peptide synthesis is shown. The free -COOH group of the N-protected amino acid couples with free -NH₂ of the carboxyl group protected amino acid in the presence of coupling reagent to make the peptide bond. In this way amino acids can be coupled to produce the peptide.

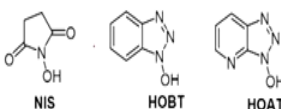
(Refer Slide Time: 43:16)

Peptide Coupling Reagents



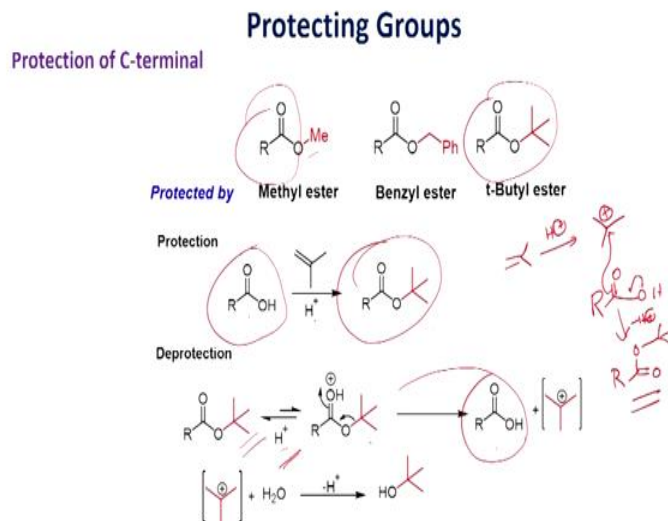
Carbodiimide activation opens the possibility for racemization of the activated amino acid.

'Racemization Suppressing' additives



Here some of the common coupling reagents are summarized. Carbodiimides are commonly used for the coupling of carboxyl group with amino group to form the peptide bond. Sometimes optically active substrates undergo racemization during the coupling. Thus, NIS, HOBT and HOAT are used as the additives to minimize the racemization.

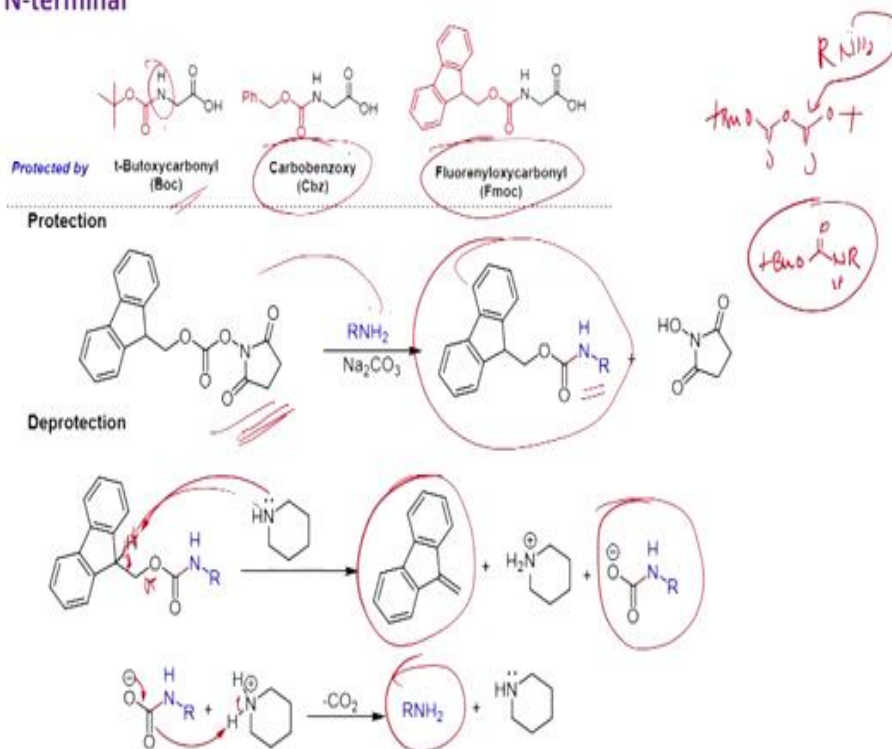
(Refer Slide Time: 43:39)



Here are some of the protecting groups of the carboxylic acid group. For example, if you have the carboxylic acid, you can convert to ester. The protection and deprotection of t-butyl group are shown. Carboxyl group reacts with isobutene to give t-butyl ester. Isobutene is converted to t-carbocation, which adds to carboxyl group to give the ester. Similarly, you can readily remove t-butyl group from ester in the presence of acid. As you can see here, protonation of the ester followed removal of t-butanol produces carboxyl group.

(Refer Slide Time: 45:25)

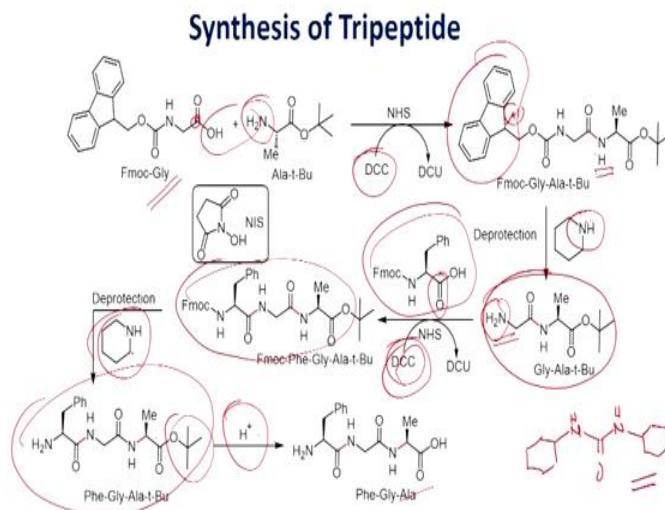
Protection of N-terminal



Here the common protecting groups of amino group is shown. For example, amine with di-tert-butyl dicarbonate produces t-butoxycarbonyl derivative. Similarly, amine can be protected using benzyl chloroformate to produce carbobenzoxy derivative in the presence of base. Similarly, amine with fluorenylmethoxycarbonyl chloride produces fluorenyloxycarbonyl derivative.

The protecting groups can be readily deprotected. Boc is cleaved using TFA in CH_2Cl_2 , while Cbz can be removed by hydrogenation using Pd/C catalysis. The removal of Fmoc is shown in the presence of piperidine. Deprotonation followed by removal of CO_2 gives the amine.

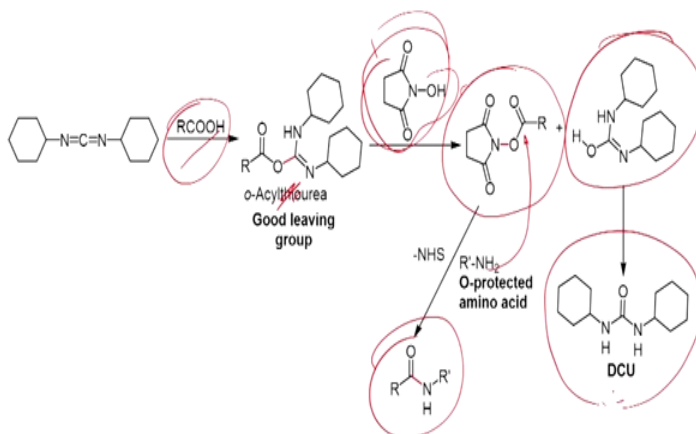
(Refer Slide Time: 47:20)



Now let us see an example for the construction of tripeptide. Fmoc-Gly couples with alanine tert-butyl ester in the presence of DCC/NHS to produce Fmoc-Gly-Ala-t-Bu dipeptide. Deprotection of Fmoc using piperidine give Gly-Ala-t-Bu, which couples with Fmoc-Phe in the presence of DCC/NHS to give Fmoc-Phe-Gly-Ala-t-Bu. Removal of Fmoc using piperidine followed by deprotection of Boc using CF_3COOH produces Phe-Gly-Ala tripeptide.

(Refer Slide Time: 49:21)

The Role of DCC and NHS in Peptide Synthesis



Here the role of DCC and the N-hydroxysuccinimide in peptide synthesis is shown. DCC reacts with carboxyl group to give the activated carboxyl derivative, which with N-hydroxysuccinimide gives N-hydroxysuccinimide ester. This can be reacted with amino group to make a peptide bond. DCC is converted to urea.

(Refer Slide Time: 50:08)

Summary

- ❖ Synthesis of Allyl Amines
- ❖ Synthesis of Aziridines
- ❖ Reaction of Amines Unsaturated Carbon
- ❖ Reaction of Electrophilic Nitrogen
- ❖ Synthesis of Amino Acids and Peptides

In summary, we have seen the synthesis of allylamines and aziridines. Then, we have seen the reaction of amine with unsaturated carbon. Subsequently, we have seen the reaction of electrophilic nitrogen with nucleophilic carbon. We have seen the reaction of nitrosonium and

nitronium ions. Then, we have seen the synthesis of amino acids and peptides. With these we conclude this lecture. Thank you very much.