

**United Nations Sustainable Development Goals:
17 Goals to Transform Our World
Professor Shiva Ji
Design of Sustainability Lab, Department of Design
Indian Institute of Technology, Hyderabad
SDG 8: Decent Work and Economic Growth Part 2**

(Refer Slide Time: 00:11)


SDG8 targets and indicators

TARGETS	INDICATORS (*ILO IS CUSTODIAN AGENCY)	UPDATED TIER CLASSIFICATION (MAY 2019)
8.1 Sustain per capita economic growth in accordance with national circumstances and, in particular, at least 7 per cent gross domestic product growth per annum in the least developed countries	8.1.1 Annual growth rate of real GDP per capita	Tier I
8.2 Achieve higher levels of economic productivity through diversification, technological upgrading and innovation, including through a focus on high-value added and labour-intensive sectors	*8.2.1 Annual growth rate of real GDP per employed person	Tier I
8.3 Promote development-oriented policies that support productive activities, decent job creation, entrepreneurship, creativity and innovation, and encourage the formalization and growth of micro-, small- and medium-sized enterprises, including through access to financial services	*8.3.1 Proportion of informal employment in non-agriculture employment, by sex	Tier II

SDG8: Decent Work and Economic Growth

Dr. Shiva Ji
IIT Hyderabad, India

NPTTEL



So, let us see, the some targets inside this SDG. 8.1 sustain per capita economy growth in accordance with national circumstances and in particular at least 10 percent gross domestic product growth per annum in the lease term. Achieve higher levels of economic productivity through diversification. You see this word technological upgrading in innovation including through a focus on high value added labor intensive sectors promote development oriented policies that support productive activity decent job creation intrapreneurship creativity innovation and encourage the formulation and growth of micro small MSMEs to it access to financial services.

(Refer Slide Time: 00:59)

SDG8 targets and indicators

Targets	Indicator	Update 2018 (Available from year 2018)
8.4 Improve progressively through 2030 global resource efficiency in conjunction with sustainable production and consumption and endeavor to decouple economy growth from environmental degradation in accordance with the 10-year framework of programmes on sustainable consumption and production patterns with developed countries taking the lead	8.4.1 Material footprint, measured by mass per capita and material footprint per GDP	Target
8.5 By 2030, achieve full and productive employment and decent work for all women and men, including for young people and persons with disabilities, and equal pay for work of equal value	8.5.1 Average hourly earnings of male and female employees, by occupation, age and persons with disabilities	Target
8.6 By 2020, substantially reduce the proportion of young people not in employment, education or training	8.6.1 Proportion of young population (15-24 years) not in education, employment or training	Target
8.7 Take immediate and effective measures to eradicate forced labor, modern slavery and human trafficking and secure the prohibition and elimination of worst forms of child labor, including recruitment and use of child soldiers, and by 2025 and child labor in all its forms, protect labor rights and promote safe and secure working environments for all workers, including migrant workers, in particular women migrants, and those in precarious employment	8.7.1 Proportion and number of children aged 5-17 years engaged in child labor by sex and age	Target
8.8 Promote labor rights and promote safe and secure working environments for all workers, including migrant workers, in particular women migrants, and those in precarious employment	8.8.1 Frequency rate of fatal and non-fatal occupational injuries by sex and migrant status	Target
	8.8.2 Level of national collective bargaining, labor rights, freedom of association and collective bargaining based on International Labour Organization (ILO) Recommendation 102 and measures required to improve migrant status	Target

SDG8: Decent Work and Economic Growth



Improve progressively through 2030 global resource efficiency in conjunction in production and endeavor to decouple economy growth from environmental degradation, so economy growth economy development, must not impact environment. So, you go ahead with this, but without impacting environment, that is the format everyone has to adopt in accordance with a 10-year framework of programmes on sustainable consumption and production patterns with developed countries taking the lead.

By 2030, achieve full and productive employment and decent work for all women and men, including the young people and persons with disabilities and equal pay for work of equal value. So, this is also another important point in the like, we have seen in the chapter of inequalities in the coming SDGs we will see, for the equal level of work not everybody is paid equally. So, that is also one of the major concerns to adopt this format that for equal work, there should be equal pay.

By 2020 is substantially reduced the proportion of young people not in employment, education or training, take immediate and effective measures to eradicate forced labor and modern slavery and human trafficking and secure the prohibition and elimination of worst forms of child labor, including recruitment and use of child soldiers and by 2025 and child labor in all its forms, protect labor rights and promote safe and secure working environments for all workers, including migrant workers in particular women migrants and those in precarious employment.

(Refer Slide Time: 02:47)

SDG8 targets and indicators

TARGETS	INDICATORS ILO IS CUSTOMISE ADVISED	UPDATED IIR CLASSIFICATION (NEW ZONE)
8.9 By 2030, devise and implement policies to promote sustainable tourism that creates jobs and promotes local culture and products	8.91 Tourism's direct contribution to GDP as a proportion of total GDP and of the GDP growth rate	Tier II
	8.9.2 Proportion of jobs in sustainable tourism industries out of total tourism jobs	Tier III
8.10 Strengthen the capacity of domestic financial institutions to encourage and expand access to banking, insurance and financial services for all	8.10.1a) Number of commercial bank branches per 100,000 adults and 1b) number of automated teller machines (ATM) per 100,000 adults	Tier I
	8.10.2 Proportion of adults (16 years and older) with an account at a bank or other financial institution or with a mobile-money service provider	Tier I
8.8 Increase Aid for Trade support for developing countries, in particular least developed countries, including through the Enhanced Integrated Frameworks for Trade-related Technical Assistance to Least Developed Countries	8.8.1 Aid for Trade commitments and disbursements	Tier I
8.6 By 2030, develop and operationalize a global strategy for youth employment and implement the Global Jobs Pact of the ILO	8.6.1 Existence of a developed and operationalized national strategy for youth employment, as a distinct strategy or as part of a national employment strategy	Tier II

SDG8: Decent Work and Economic Growth

Source: Adapted from "Global Indicator Framework for the Sustainable Development Goals and targets of the 2030 Agenda for Sustainable Development", available at: <https://data.un.org/en/datatoolkit/sdgs-indicators>

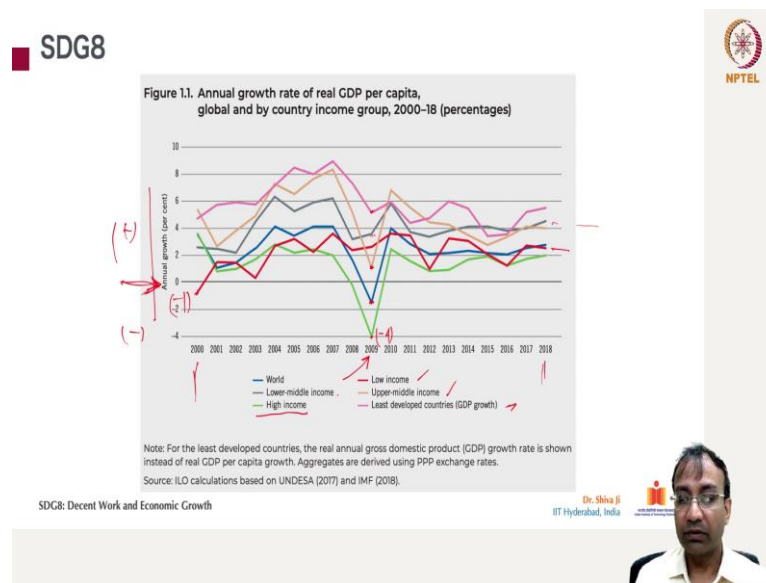



By 2030 devise and implement policies to promote sustainable tourism that creates jobs and promotes local culture and products strengthen the capacity of domestic financial institutions to encourage and expand access for banking, insurance financial services to all so that these benefits, can be enjoyed by everyone and everyone should be part of these systems also, so that they can have an insurance safety in terms of life insurance, health insurance, etcetera, etcetera.

And financial services in banking, low and all of those actually come under him financial services, increased aid for trade support for developing countries in particular least developed countries and disease including through the enhance integrated framework for trade related technical assistance to these developed countries. By 2020 develop and operationalize the global strategy for youth employment and implement the Global Jobs Pact of the ILO.

(Refer Slide Time: 03:44)

SDG8

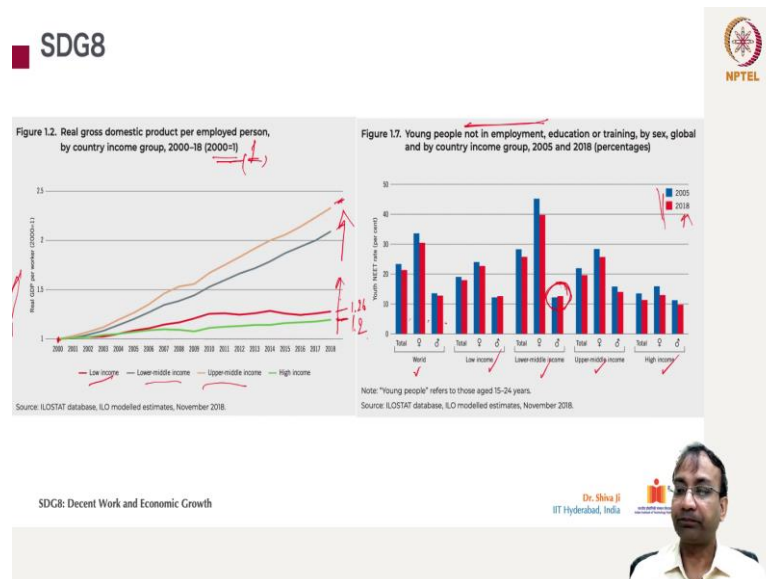


Now we will see annual growth rate of real GDP per capita global and by country income group 20, 2000 to 2018 percentage wise. So, annual growth rate percentage is given over here this is the base 0 percent, 0 and then this goes in minus here we having plus. So, strikingly, we are able to see what happened in year 2009.

Now, these high income, country's GDP touched minus 4 percent annual growth that means, there was a huge depression, recession and similarly, we are seeing in these blue ones also world overall and the slight pink that is upper middle-income countries.

They also experienced somewhat there was some new low this thing compared to the previous, this thing in the pink ones also, least developing, countries LDCs. And grey lower middle income keys there was little impact and yes it was down but not so much and it is going on in the same ratio perhaps. So, over the years you can see beginning year 2000 to 2018 how this has been performing. Earlier, if you see reds low income countries, their, this thing was in negative, minus 1 percent, and in 2018, they have gone, above 2.

(Refer Slide Time: 05:42)



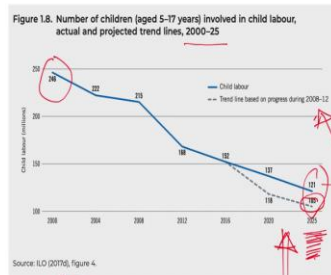
So, this is the comparison real gross domestic product per employed person by country income group 2000 to 2018. So, if you see this as like a one. So, compared to that, whether it is going up or down, so, positively they are all in the up direction only real GDP per worker per worker. So, from here from level, one, this has increased look in these countries the green one high income countries have the least, this is around 1.2 perhaps.

And red one 1.26 something this is low income, grey, we have lower middle income and this one upper middle. The second figure, we see young people not in employment education or training by sex, global and by country income group 2005 and 18. So, blue is 5, 18 is red. So, not in employment.

So, that means in the world totals, there is an improvement less number of people are not in employment rates, if you see it is going down, going down, going down, in this case, this has come slightly up, going down, going down, so majorly everywhere, it is kind of appreciable situation except in the lower middle income countries for women. Sorry, for men, this has actually increased a little bit.

(Refer Slide Time: 07:31)

SDG8



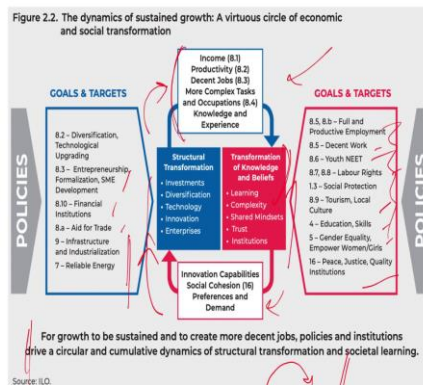
SDG8: Decent Work and Economic Growth

Dr. Shiva Ji
IIT Hyderabad, India

Number of children is 5 to 17 years involved in child labor actual and predicted trendline 2000 to 2025. We are currently here in this region. So, that is also declining one of the in very satisfying thing to witness that it is coming down but still it is huge child labor per million sufficiency in the year 2000, this used to be 246 million, which are reduced to 121 million, by the year 2025, that is what our expectation is, but based on the progress during 8 to 12 this is going to be 105. So, we will see what comes up maybe you can check a check ILO's website for latest details.

(Refer Slide Time: 08:28)

SDG8



SDG8: Decent Work and Economic Growth

Dr. Shiva Ji
IIT Hyderabad, India

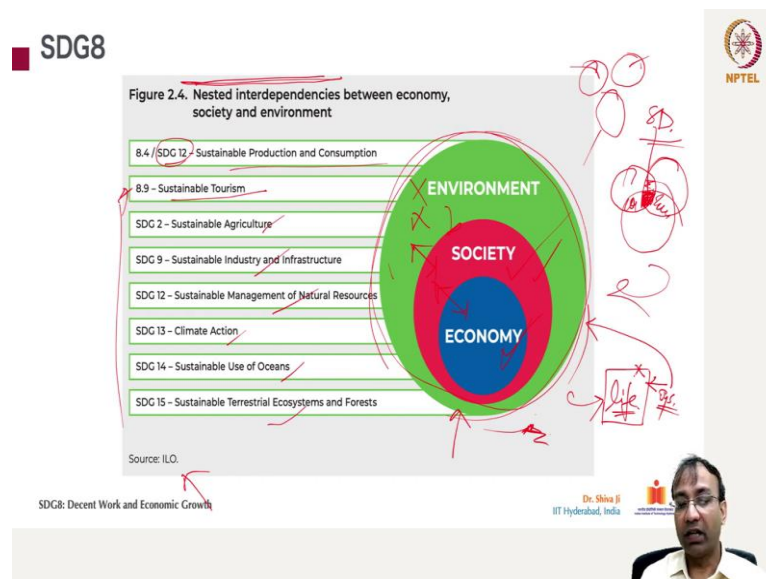
The dynamics of sustained growth a virtuous cycle of economic and social transformation. So, in this if you see how is it happening policies on the left hand and policies on the hand

also the policies are and the adding new these things. So, for goals and targets and diversification, if you see here technological breeding entrepreneurship and financial institution aid, and infrastructure industrialization, reliable energy, etcetera. And from here our goals and targets full and productive employment decent work, youth need labor rights, tourism, education, gender equality, etcetera, peace, justice.

And so that is helping, this cyclic phenomenon you can see, so income productivity, decent jobs, and they are helping transforming the knowledge and beliefs, learning complexity, shared mindsets, trust, etcetera. That is internal, helping innovation capabilities, social cohesion, preferences and demand.

And that is leading to again, investments, more investments, more diversification, technology innovations, which are that again is helping this year income productivity. So, it is a kind of cyclic thing. The one actually aids, it is the next one and then next one aids the first one, then the second one, then the first one. That is what actually they help both in mutual way. So, that is a complimentary situation, which helps the overall growth and development of the society.

(Refer Slide Time: 10:10)



So, nested interdependencies between economy society and environment. So, if you see, well we have seen those EACs, the earlier they used to be in separate, working independently then they were brought in together and these conjoined areas were actually formed and then the cusp of all of these three together, the sustainable development model, this thing was actually derived this formula was given, but there is another format where the place, these three ESC

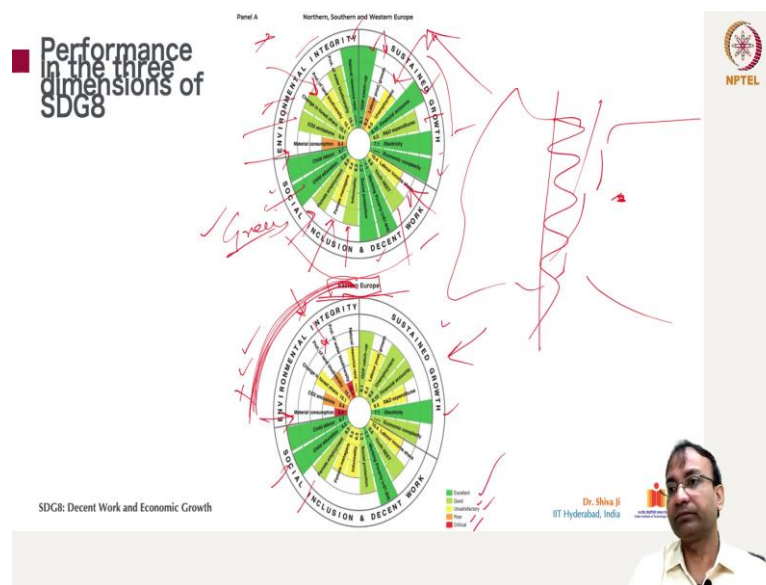
aspects in some other, correlation. So, here if you see the correlation of economy, society and environment is that economy is the subset of the remaining two.

Society is the subset of environment and environment comes in the, at the outer, this thing, that is the reason because environment encloses everything inside this environment itself our society is functioning, our existence is there, our economy is flourishing, we are able to manufacture and consume stuff, we are throwing stuff and all of those things. So, it is a one, like enclosed system you can call, the other day we were discussing, that is, this environment which is nourishing life in it. The moment something happens to this, an enclosure and this environment, the rest of all are bound to collapse, first of all, economy is going to collapse, and then lastly, the whole society will collapse.

And everybody's existence is going to be getting threatened. So, that is the situation one, actually must consider, before doing any harm because it is as nested, sphere, if you see this, so this is the no purpose for nested inter dependencies, because this is definitely dependent on this and this and this, and vice versa. And both actually, help each other. But if you harm environment, it is going to kill you anything and everything. So, that is the point.

So, inside this if you see sustainable production and consumption is spoken by SDG 12. Then sustainable tourism, we have this target 8.9 this session will agriculture industry, infrastructure management, natural resources, climate action, use of oceans and terrestrial ecosystem and forest being the other SDGs, which are specifically talking about these, so this is from ILO, and there must be something behind it. Maybe you can make your own project or case study, and evaluate this thing.

(Refer Slide Time: 13:08)



Performance in the three dimensions of SDG 8. So, let us see, these radar diagrams, they will help you understand the existing scenario in different regions. So, the first one, if you see it belongs to Northern, Southern and Western Europe. So most of you do not see the Europe part.

And in this there are these three major divisions environmental integrity, sustained growth, social inclusion, the same thing is there in others also, the different region and different results. So, here if you see labor production growth and material consumption, those are in orange color, that means that is not a good situation. And there are points of unemployment, labor income share female managers biodiversity also that is not in safe zone that is on a yellow zone.

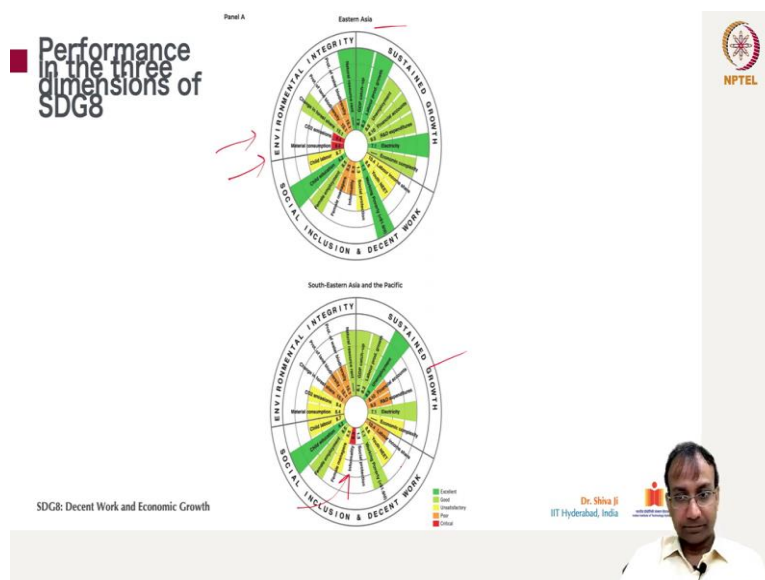
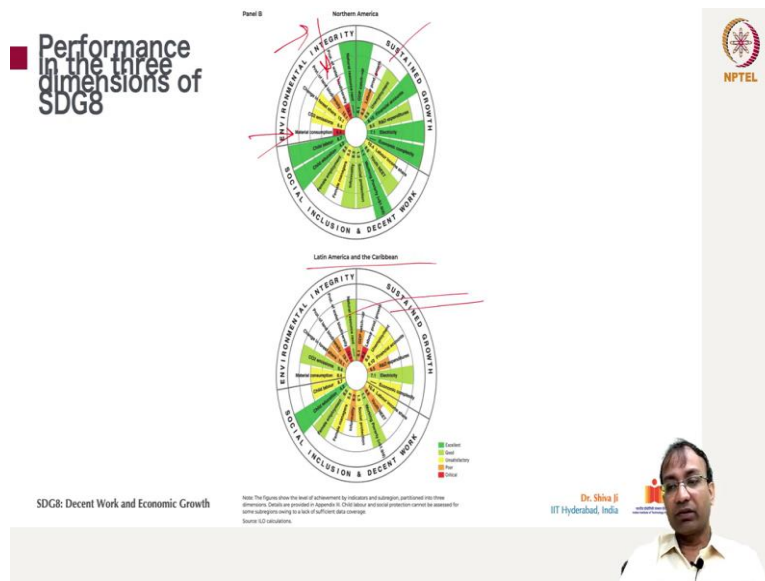
So, in the region must actually work to improve these. Well, fortunately, there are no reds. That is the most fortunate part. But yes, there are yellows and oranges, light green CO2 emissions, change in forest share, R and D expenditures, youth need informality, female employer, rest all are in green zone that is appreciable these things.

So, very nice, child labor, child education, they are taken care of, working properly, social protection, electricity economy, complexity, also taken care of financial accounting and then GDP cleanup and natural resource rent that is also taking care of the both. Similarly, now you can understand the remaining radar diagrams from different regions, this is from Eastern Europe, the other part of the Europe. And this is Russia here we have the Moscow and remaining countries. So here I see two reds and a protection of water diversity and material consumption, these are having red color.

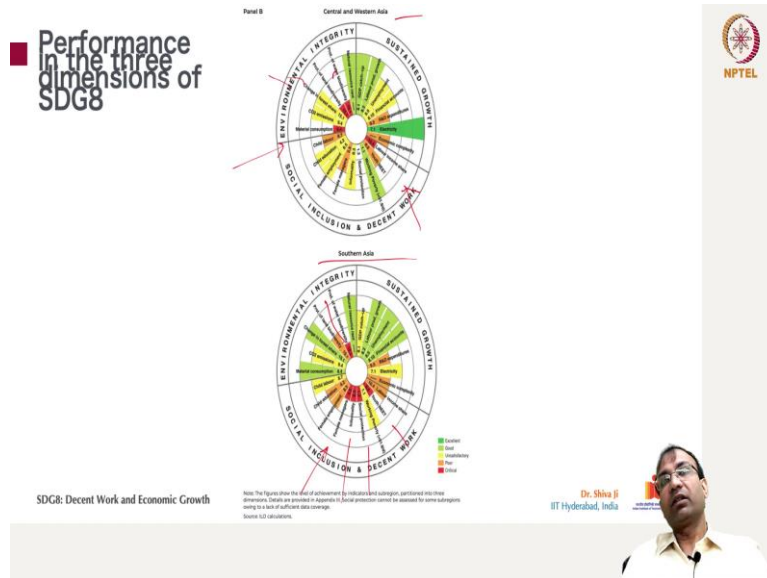
Overall, if you see this environmental integrity, this whole range requires working because there are only yellows, oranges and reds, no greens. So, that means this whole range is not in a good situation this should be taken care of.

Remaining we have more or less similar yellows in light greens and greens, child labor, electricity, etcetera. Now let us move forward. So, dark green, excellent, goods, unsatisfactory, poor and critical.

(Refer Slide Time: 15:53)



Performance in the three dimensions of SDG8

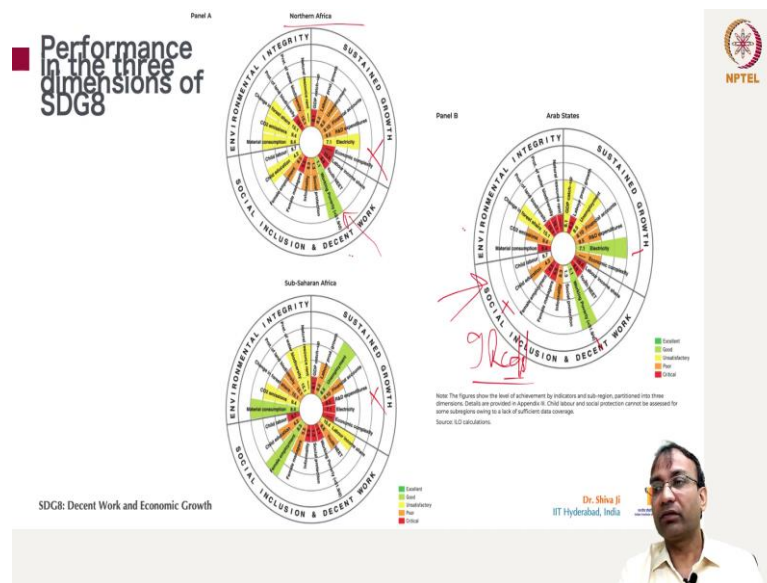


So, this is Northern America, Canada and US. So, here material consumption very high, so that is in a very critical situation, and protection of water diversity that is also under threat. So two working, areas, immediate working, critically working in all areas and to oranges, prediction of land, biodiversity and labor production, growth, less there are yellows and greens.

In Latin America and the Caribbean is also there are two reds, water biodiversity and labor production growth. In Eastern Asia, if you see again, there are two reds, CO2 emissions and material consumption very high in a critical situation. South Eastern nation and Pacific's informality is in red, then otherwise, there are lots of oranges, six oranges and six yellows and then light green, some greens. Then central and western Asia, now there are four reds, material consumption, land, biodiversity, water, biodiversity and labor income share that is not good.

In Southern Asia, there are five reds youth NEET, social protection, informality, female managers and water biodiversity that means water element if you see is the most disturb and, impacted natural element right now.

(Refer Slide Time: 17:37)



Northern Africa, Sub Saharan Africa and Arab states, lots of reds. Here you see lots of red 1 2 3 4 5 6 7 8 9, perhaps 9, reds in Arab states, which is definitely not encouraging and only to light greens if you see and no full green at all. No full green at all here also. And here is the worst situation Northern Africa. No, dark green and only one light green. So, the most challenging situation is here. And here also Arab states.

(Refer Slide Time: 18:23)

SDG 8

Time to Act for SDG 8 urges policy-makers around the world to help speed up progress towards SDG 8 and implementation of the 2030 Agenda as a whole. Radical and transformative change is required across the three policy spheres of economy, society and environment. The report has pointed out many areas in which progress has been too slow so far, but it has also highlighted a range of opportunities for concerted and synergistic policy action.

The key is to incorporate the goals of sustained growth, inclusive growth with decent work and environmental integrity into a human-centred, sustainable development agenda. This is where the United Nations 2030 Agenda meets the ILO Centenary Declaration for the Future of Work.

Decent work and full and productive employment are not only key outcomes of sustained, inclusive and sustainable growth patterns; they are themselves also fundamental drivers of those dynamics. A world of work characterised by equality, fairness, inclusion and security will promote societal learning and, thus, innovation and transformative change in societies and economies.

In view of the dynamic interlinkages between SDG 8 and other SDGs explored in this report, UN Member States will need to reinvigorate national and international efforts to design, finance and implement a comprehensive, integrated policy agenda. Where there are trade-offs and conflicting interests among SDG targets, social justice, in accordance with the ILO mandate, should be applied as the guiding principle in developing new technologies, institutions and policies that can help strike a balance between the various targets. Developed countries need to take a lead in balancing economic growth and social inclusion goals with environmental integrity, while supporting developing countries in their efforts to enjoy a balanced dynamic of progress towards SDG 8.

Strengthening commitment to the multilateral system is therefore crucial if SDG 8 is to be achieved. Accordingly, the ILO Centenary Declaration for the Future of Work emphasizes: "It is imperative to act with urgency to seize the opportunities and address the challenges to shape a fair, inclusive and secure future of work with full, productive and freely chosen employment and decent work for all" (ILO, 2019).

What is at stake is the future of the global economy and society, and indeed of our planet. Now is the time to act for SDG 8.

SDG 8: Decent Work and Economic Growth

Dr. Shiva B
IIT Hyderabad, India

So, I will read this text for you. Time to act for SDG 8 urges policymakers around the world to help speed up progress towards SDG 8 and implementation of the 2030 agenda as a whole, radical and transformative change is required across the three policy spheres of economy, society and environment. The report has pointed out many areas in which progress has been

too slow, so slow so far, but it has also highlighted a range of opportunities for concerted and synergistic policy action.

The key is to incorporate the goals of sustained growth, inclusive growth with decent work and environmental integrating to human centered system development agenda. This is where the United Nations 2030 agenda meets the ILO centenary declaration for the future of work.

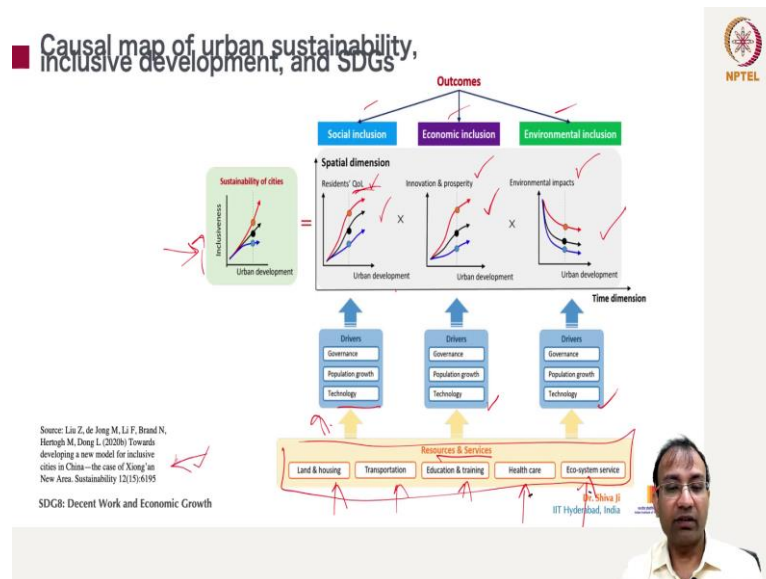
Decent work and full and productive employment are not only key outcomes of sustained inclusive and sustainable growth patterns, they are themselves also fundamental drivers of those dynamics. A world of work and drives by equality, fairness, inclusive and security will promote societal learning and thus innovation and transformative change in society and economies.

In view of the dynamic interlinkages between SDG 8 and other SDGs explored in this report, UN member states will need to reinvigorate national international efforts to design finance and implement a comprehensive integrated policy agenda where there are tradeoffs and conflict of interest among SDG targets social justice in accordance with the ILO mandate will be applied as the guiding principle in developing new technologies, institutions and policies that can help strike a balance between the various targets.

Developed countries need to take a lead in balancing economy growth and social inclusion goals whether environmental integrity, while supporting developing countries in their efforts to enjoy a balance the enemy of progress towards SDG 8.

Strengthening commitment to the multilateral system is therefore crucial if it SDG 8 is to be achieved. According to the ILO central the declaration for the future of work emphasizes it is imperative to act with urgency to seize the opportunities and address the challenge is to shape a fair inclusive and check your future of work with full productive and freely chosen employment and decent work for all what is at stake in the future of global economy and society and indeed of our planet, now is the time to act for SDG 8. So, you can see how like, interestingly, this para actually describes what is going on and what needs to be done.

(Refer Slide Time: 21:00)



So, let us see this this is a causal map of urban sustainability, inclusive development and SDG. So, how it works, there are three outcomes EACs we know them. And on the second row, if you see sustainability of cities, so urban in development inclusiveness so it is increasing decreasing or is going neutral. So, on the spatial dimension it is broken, further into urban development and residence QoL innovation and prosperity, environmental impact. So, environmental impacts, if you see, they are coming down, innovation is prosperity going up. And resilience QoL is also quality of life QoL that is what it stands for, I say is going up. So, what are the drivers, governance, population growth technology? Same here, same here where is it coming from resources and services that are land and housing, transportation, education and training, health care and ecosystem services. So, in a way, if you see these resources and services, driving the whole, these ESG factors, interestingly, so there is the correlation, this has to be drawn.

(Refer Slide Time: 22:27)

Decent work and economic growth

Challenges

- UNEMPLOYMENT is on the rise around the world
- Roughly HALF OF THE WORLD population will live on \$2 PER DAY
- Some economic activities directly or indirectly HARM THE ENVIRONMENT

Solutions

- PROVIDE EMPLOYMENT OPPORTUNITIES AND DECENT WORK for women and men to eradicate poverty
- CREATE GREEN JOBS to provide work for the 420 million who will be entering the labour market by 2020
- PROMOTE GREEN GROWTH AND JOBS contributing to restoring and protecting the environment and natural resources

Handwritten notes: EIA, MNREGA, 100 days of work in 750 villages, 4 billion

Dr. Shiva Ji, IIT Hyderabad, India

SDG8

Figure 2.4. Nested interdependencies between economy, society and environment

ENVIRONMENT
SOCIETY
ECONOMY

- 8.4 / SDG 12 - Sustainable Production and Consumption
- 8.9 - Sustainable Tourism
- SDG 2 - Sustainable Agriculture
- SDG 9 - Sustainable Industry and Infrastructure
- SDG 12 - Sustainable Management of Natural Resources
- SDG 13 - Climate Action
- SDG 14 - Sustainable Use of Oceans
- SDG 15 - Sustainable Terrestrial Ecosystems and Forests

Source: I.L.O.

SDG8: Decent Work and Economic Growth

Dr. Shiva Ji, IIT Hyderabad, India

So, with this, we have come to the end of, this module in which even environment has listed down, view very, few very generic challenges and their solutions. Let us see unemployment is on the rise around the world. Even now, as we discussed, it was a lot of thousands, thousands layoffs being done by universities it based companies, that is not very encouraging, what happens to them, to these people. So, there should be some absorption or policy and decision to take care of these people. What it suggests? Provide employment opportunities and decent work for women and men to irrigate different like, you may be aware Mahatma Gandhi, national level employment and regeneration some scheme, guarantee scheme MNREGA or something like that.

So, that scheme also if you see is directly connected to, this SDG where it ensures, a minimum 100 days of work in your surrounding. So, if you are working in a village town or something, maybe you can get in touch with the local authorities, administration and talk them, talk to them, about this thing, maybe you can avail such benefits, if you come from, such a family. So, there are schemes, but the thing is in their effectiveness and what happens to the if the top skill related people if they are fired. So, how are they are going to get absorbed and in where. So, that is still profound question.

Roughly half of the world population still lives on 2 dollars a day, roughly half of the world's population, four billion people, we are talking about over here, four billion people and half of the world is really mind boggling, how, the today's time we are calling it developed and advance and all of that is so primitive, half of the world is living on 2 dollars a day and below that. A serious thing to ponder and think well.

Create green jobs to provide work for the 470 million people who will be entering the labor market by 2030. So, a lot of new graduates and skill people are going to come to the market, there should be job ready, opportunities where these people can be engaged.

Lastly, some economic activities directly or indirectly harm the environment overfishing, if you see in this illustration, overfishing is one of the major causes of problem to the lack of marine life and marine ecosystems. So, and many other examples, well what can be done to promote green growth and jobs contributing to restoring and protecting the environment and natural resources.

So, there should be a careful, thinking and planning before going for any such initiatives and even working, opportunities, what is their impact. So, there is one technique EIA environmental impact assessment. So, this actually must be carried forward over here, before going for starting any new economic or commercial activity, because we saw previously, how environment is the major set of economic activities and even the whole society.

So, if this has taken care of, it is going to nourish and going to give us, supply of resources and other stuff, whatever we demand, but if this collapses, definitely, get these two also dies. So, this is what, when we are discussing, so promote green growth and jobs and conduct, EIA, so that this can be taken care of. So, with this, we have come to the end of this module. Thank you all for joining. See you in the next session. Thank you all.