

**UN SDGs: 17 Goals to Transform Our World**  
**Professor Doctor Shiva Ji**  
**Design for Sustainability Lab, Department of Design**  
**Indian Institute of Technology Hyderabad**  
**Module 28**  
**Financing the SDGs and Global Funds,**  
**Implementation Planning,**  
**Capacity Building and Finance Part 2**

(Refer Slide Time: 00:12)

■ **The consequences of the global economic environment for sustainable development**



The COVID-19 epidemic is still spreading and mutating across nations, and the prognosis for the world economy is still gloomy. According to the UN, the world economy would barely recover from its loss of -4.3 percent in 2020 with a slight 4.7% growth in 2021. There is a lot of uncertainty around the baseline forecast, including issues with vaccine access, the spread of the virus and its more contagious strains, the effectiveness of governmental assistance measures, and debt sustainability. In light of this, it is anticipated that the global recovery would be shaky and unequal.

UN SDGs - Module 28

9

Dr. Shiva Ji  
IIT Hyderabad, India



So, next in this the consequences of the global economic environment for sustainable development. The COVID 19 epidemic has still spreading and mutating across nations and the prognosis for the world economy is still gloomy. Well, the pandemic we can see is almost at its decline now. But still, there are some countries which are languishing the death, and a big number of annular patients are still there. And, majorly the world has opened now, but acceptors some restrictions and some places, so according to the UN, the world economy would barely recover from its loss of minus 4.3 percent in 2020.

Well, this was the projection from earlier year with a slight 4.7 percent growth in 2021. There is a lot of uncertainty around the baseline forecast including issues with vaccine access the spread of the virus and its more contagious strains, the effectiveness of Environmental Assistance measures and depth and sustainability. In light of this, it is anticipated that the global recovery would be shaky and unequal. Well, this actually report has come from a 2019. But we saw this unfolding in different countries in different parts of the world, how it has hampered growth and development of different countries, how it has brought down a number of industrial sectors such as tourism, et cetera, drastically down aviation.

So, worst hit industries and the worst a very badly in demand is health sector and all that too much of stress and strain on this a healthcare industry, healthcare sector. So, this has actually shaved if you see to a larger extent, and majority of the countries they have reported a growth in minus.

(Refer Slide Time: 02:27)

### ■ The consequences of the global economic environment for sustainable development



The pandemic's severe economic crisis has widened disparities already present and jeopardised the accomplishment of the Sustainable Development Goals. The pandemic and economic crisis have exacerbated debt and other vulnerabilities, disproportionately affecting those with lower levels of education and income, leading to sharp increases in unemployment, poverty, hunger, and inequality, and negatively affecting women, the young, and marginalised groups in society. Additionally, it has quickened the pace of automation and digitization, which means that many of the jobs lost during the recession might not be replaced.

UN SDGs - Module 28

10

Dr. Shiva B  
IIT Hyderabad, India



The pandemic severe economy crisis has widened disparities already present and jeopardized the accomplishment of the system or development goals, the pandemic and economic crisis have accelerated death and other vulnerabilities and disproportionately affecting those with lower levels of education and income, leading to sharp increases in unemployment, poverty, hunger and inequality and negatively affecting women, the young and the marginalized groups in society.

Additionally, it has quickened the pace of automation and digitization which means that many of the jobs lost during the recession might not be replaced. Well at individual level if you see this pandemic has taken a huge toll a number of people have lost their jobs or they have been working from home, they are maybe working hours were reduced cut, their wages were reduced or cut. So, a number of such a doldrums have happened at individual a level. If you see here this pandemic has a given great a rise in unemployment a number of people are rendered in a jobless since their industries their workplaces were shut.

So, how can they will be working and in such a relatively stopping and volatile actually market it is almost impossible to get a new job also. So, this has pushed a number of individuals households and families into a poverty. So, you see these terms over here even

inequality a certain sectors where actually had a boar the bird a little more and negatively affecting women and young and urgently elderly and marginalized groups, but yes.

There has been a one good point also this pandemic has given rise to automation, software automation application based automation helped by internet and a computing devices such as smartphones and computers et cetera. And digitization in an overall sense in Indian economy itself. If you see a number of e-payment or a portal and e-transactions a portals have actually come up, including from a government initiatives such as the BHIM, and which has helped a very small scale a transactions also to happen online even 1 rupee, 2 rupee, 5 rupee, no transactions one can do with online saving on hard cash.

So, which has actually enabled a number of people to take help of internet and set up their shop and do their business online to the faraway places also because transportation was one of them majorly a hit areas. So, how this automation and the revolution in IT sector has helped Indian economy and many others. So, whoever has taken a lead they have benefited out of this situation. But yes, there were some jobs which could not be actually taken back because of this automation also.

So, there is always a kind of reshuffling and replacement by either machines or tools or equipment for the manpower. So, how this actually gets compensated. So, those people need extra training or maybe some new kind of a training skill development et cetera to get themselves some working environment, working jobs. So, that kind of reshuffling.

(Refer Slide Time: 06:17)

## ■ The consequences of the global economic environment for sustainable development



Unusual policy decisions prevented harsher consequences, but many developing nations still run the danger of experiencing a "lost decade." The immediate health crisis needed to be addressed, economies and employment needed to be supported, and a financial catastrophe needed to be avoided. However, 114 million full-time employment were lost in 2020, and the crisis runs the danger of having a long-term negative impact on the economy and lowering the potential production of the global economy. The level of company bankruptcies and permanent firm closures, the number of disgruntled workers, and long-term shifts in consumer behaviour are some of the variables that affect how much these effects are felt across economies.



Unusual policy decisions prevented harsher consequences, but many developing nations still run the danger of experiencing a lost-decade. So, if you see that was a very volatile a time and to minimize the overall impact governments different governments and across the world, and they have taken very unique and unusual kind of decisions and policy measures to minimize the overall consequences well, those decisions might have hampering in somebody's working environment or work opportunity, but has benefited overall society to a larger extent or at least it has avoided the catastrophic ending to this pandemic. But still if you see in education sector.

So, even though education actually continued in online mode, but a lab based courses and several such things, which can be experienced in a physically by being physically present over there, those learnings that could not actually take place to the a greater extent. Well, of course, up to them to a certain extent. So, those batches, which have come out of these years might feel a deprived or even a some components in, an education and similarly, many such the fields, they feel a gap kind of a sudden jerk a dip during this a pandemic years.

So, well, at least the good thing is in the even in this pandemic, that the whole offering this is not void, this is not lost, it is not completely 0. So, at least we have saved on that, at least a students have graduated, they have got their degrees they have moved on in their life? So, of course, it is not so happy, but at least is not 0. Also, it is not a kind of a lost years. So at least these measures have helped a prevailing or this pandemic a time the immediate health crisis needed to be addressed, economies and employment needed to be supported and a financial catastrophe needed to be avoided.

So, several measures to help economy to sustain this kind of a jerk, this kind of a sudden abrupton and move on with minimal damages a possible? However, 114 million full time employment were lost in 2020. And the crisis runs the danger of having a long term negative impact on the economy and lowering the potential production of the global economy. Well, so, you can see the number when we talk about employments and being lost due to pandemic here is this number 114 million.

So, these many actually full time employees, the lost their job, bringing those many individuals and respectively their families, their households to a vulnerable situation, the level of company bankruptcies and permanent firm closers, the number of disgruntled

workers and long-term shifts in consumer behaviour are some of the variables that affects how much these effects are felt across economies.

So, some more a final points in this if you see a number of companies actually went bankrupt they could not sustain this jerk, they could not make enough profits to continue and they file for bankruptcies and many of them file for a permanent closers they shut their companies for always, so that is a full end full stop to their regular working which has been a kind of common thing till before the pandemic stuck.

So, that is a major change because all of the people stakeholder involved in those kinds of companies they are actually work as came to a full stop. So, that is a major actually disruption number of disgruntled workers of course, there was a lot of dissatisfaction and anxiety and all of that among a workers. Because of a such situation if the if your company has filed for bankruptcy of course, it is going to have its impact on its employees, its workers.

And similarly, the companies which have closed where else the a workers will go wherever else they will find them their suitable a jobs and working profiles, et cetera. So, this brings dissatisfaction and unhappiness among a workers. So how to deal with that, because this number, and was really a huge, long term shifts in consumer behaviour. and other a point.

Since, this pandemic actually stuck a number of people went on completely stopping their regular spendings, and spending were allowed only on the bare essentials necessary commodities and nothing else. So, that has further added to the fuel that a inflow of oil revenues has reduced dramatically significantly bringing a number of more ancillary working units and companies and organizations to bare minimum a level of sale or almost a nil sale.

So, that has also contributed to this catastrophe. You cannot blame also to the consumer because it is a pandemic in is a very odd timing. So, unless and until you do not feel a protected and a saved why else would you go for spending? So, that is not our often making a marry and enjoyment. So, people went on into the defensive mode and adding more fuel to the fire.

Yeah, and this has been felt across a different economies in the whole world well, but hopefully, the things are now almost back to normal and spending habits are regular coming backs and there is no a huge revival in the different industrial sectors a scene including tourism and aviation et cetera. In these days.

(Refer Slide Time: 13:02)

## ■ The consequences of the global economic environment for sustainable development



Macroeconomic policy must be carefully balanced to provide a fair and long-lasting recovery. For those who develop macro-policy, the global economic and financial crisis and its aftermath provide important insights. A weak economic recovery might be derailed by the premature removal of monetary and fiscal supports. A financial crisis in early 2020 may have been avoided with the help of extraordinary central bank monetary easing and large-scale fiscal interventions, but extended periods of loose liquidity can cause worries about inflation, debt vulnerability, and financial market stability.

UN SDGs - Module 28

12



Dr. Shiva B  
IIT Hyderabad, India



Macroeconomic policy must be carefully balanced, to provide a fair and long lasting recovery for those who develop macro policy, the global economic and financial crisis and its aftermath provide important insights. So, here, if you see we are talking about a macroeconomic policy decisions, because this actually touches a huge a number of industrial the units and different sectors. So, how this can be actually driven a carefully to have a long lasting recovery.

So, that they can they can come back, they can come back to their a normal a position and normal functioning and they can revive themselves a fully back. A weak economic recovery might be derailed by the premature removal of monetary and fiscal supports. So, you may be aware of different countries actually started given a monetary and fiscal supports to a majority of companies which were on the verge of closer just to keep them afloat and once the actually economy revives at least to bring them till that time.

So, that at least they can sale through that a horrible period. And they are not they not do not fall actually prey to the this pandemic and go and look for complete closer, but those actually the point here is those a policies they must actually be of such a nature that they are helping these units. So, to survive for a longer period of time for always. So, that is the important part. A financial crisis in early 2020 may have been avoided with the help of extraordinarily central bank monetary easing and large-scale fiscal interventions, but extended periods of loose liquidity can cause worries about inflation, debt vulnerability and financial market stability.

So, you may be aware often during that period the apex Bank of India RBI Reserve Bank of India with the help of government of India and finance ministry and many such important stakeholders they released a policy documents a several policies and even aid programs for industries to help them survive this catastrophe this epidemic.

And definitely, it has helped it has bear a fruit and a majority of them are saved, well hope, thankfully our Indian economy is back almost back to the normal and majority of industrial sectors are now recording a good growth, bringing normalcy in everyday life. So, tackling inflation, tackling depth vulnerability financial market stability et cetera, has been a prime target during this period.

(Refer Slide Time: 16:19)

**■ The consequences of the global economic environment for sustainable development**

Investments in low-carbon technology and robust, sustainable infrastructure may promote economic development, reduce inequality, and hasten the transition to climate-resilient economies. However, a single investment like this won't be enough to successfully mitigate climate change, and measures like carbon pricing, the end of fossil fuel subsidies, a drive for sustainable investment, and funding for green energy research and innovation are all necessary.

UN SDGs - Module 28

13

Dr. Shiva B  
IIT Hyderabad, India

Investments in low carbon technology and robust sustainable infrastructure may promote economic development, reduce inequality and hasten the transition to climate-resilient economies. However, a single investment this will not be enough to successfully mitigate climate change and measures carbon pricing, the end of fossil fuel subsidies, a drive for sustainable investment and funding for green energy research and innovation are all necessary. So, now talking about some a more interesting environmental a factors which are in a way if you see industry and environment they more or less the stated then would be to a project a poles because as long as the industry is utilizing conventional a fuels fossil fuels et cetera.

You know, it has very high impact and a very high rate of pollution and resource consumption et cetera which is totally against the environmental our parameters

environmental safeguarding parameters. But definitely there are possibilities that these two should not sit poles apart had the two opposite poles, but this industry can bring some major changes in it is a framework and restructuring and make try no coming no closer to the fully compliance or to the environmental concerns.

So, there is this we can call it as a paradigm shift in the industrial conventional industrial system to come closer in compliance to the environmental considerations, environmental parameters. So, what are those, so, investing in low carbon technology, so, you see, you may have heard of a carbon. So, carbon is one of the major elements which brings a lot of issues on our planet if you see a CO<sub>2</sub> et cetera.

So, the carbon is at the heart of these molecules and by its own physical material properties these molecules they are heat absorbed and plus they retain heat they radiate heat at some other time, and there are several repercussions. So, in a nutshell and look at these a carbon based actually elements, carbon based molecules and compounds they are one of the major agents for bringing this catastrophic change on the environmental scenario. So, how we can go for low carbon technology is the main point.

So, this is not rocket science to understand, you can simply understand, we want to minimize on the carbon part. So, how this can be done is investment into that kind of researches. So, this is what simply we are talking about. And bringing robust sustainable infrastructure, so, the infrastructure, which is sustainable, so, sustainability as a characteristic as a feature in all of these things in the a technology also, which is going into the infrastructure which we are generating and creating these days for our, support of economy and everyday life that, plus the overall economy a development what we are seeking that should also not comply to those such parameters, reducing inequality now, going into the social dimension, social sustainability dimensions bringing everyone together, leaving no one behind.

So satisfying those motors those goals also. So, in an overall sense if you see ESE is again will come into the picture immediately when we are talking sustainability. So, how to take care of all of these three aspects respectfully is the actually concern. So, for that it is essential to invest in low carbon technology investing in robust and self-sustainable infrastructure, which may promote economic development of the place, reduce inequality which works for even social factors awesome the transition to climate resilient economies.



So, you may be aware of a climate change as a phenomenon is bringing a lot of work and go to the different countries, El Nino, et cetera, there are several such things going on across the world, which scientists are theorizing that these are actually climate change induced changes or abruption which are which our planet is registering. So, by reducing the climate change as a phenomenon we can definitely reduce on those the impacts also, because these two are directly related directly proportional.

So, a reduction in climate change in factors will definitely bring in a change in the climate change induced impacts on the society and the environment, on our economies. So, that is what we are talking about over here. However, a single investment this will not be enough to successfully mitigate climate change. And measures carbon pricing, the end of fossil fuel subsidies, a drive for sustainable investment, and funding for green energy research and innovation are all necessary. So some a points over here, if you see mitigating climate change that that is what we spoke over here that measures carbon pricing.

So, every unit of every unit volume of carbon based compounds, which are getting emitted in the atmosphere should be actually taxed should be actually priced. So, those old Iran technologies, which are a highly gas guzzlers or highly liquid hydrocarbon guzzlers and very high emitters those must be actually charge extra in addition to what is the normal pricing right to reduce a their a consumption their uses and indirectly force those companies those organization to adopt much greener safer a technological solutions which are existing and ending fossil fuels of subsidies.

So, you may be aware of India in the any since its independence used to offer subsidies on the hydrocarbon based fuels petrol, diesel, kerosene, and LPG gas et cetera, but, in the recent years, the government has slowly brought down those subsidies and finally, removing a completely and bringing these a materials at par with their a market prices. So, whichever price it is available in the internet national market will be available to the consumer.

So, there is no more any subsidy, being offered on an LPG gas the connections to households or even commercials and accepting a few to those people who are at I think below poverty level or maybe they need a public distribution we will support them on a system. So, except those category people for normally a society this is available at the market price, including petrol diesel, I know assistance, diesel used to be a highly subsidized because diesel was used by heavy industrial units such as tractors, trucks, et cetera.

Which directly help our economy which help farmers companies et cetera, but now, that is also almost withdrawn and diesel is also available at the market price. So, this is being propagated as one of the regions which will curb which will help curb a consumption of these hydrocarbons when it requires, I think independent research whether it has, I think, given its desired objective or not, but this was the intention behind these policies, these a steps drive for sustainable investment and funding for green energy research and innovation and all.

So, green energy research if you see over here is one name no interesting point. Since energy is at the heart of any industry any a such a initiative or working what you and me will be doing or industries will do or governments will do or other units will do. So, an investment and research into this area becomes very crucial because if we promote this then only we will be able to save on to the fossil fuel based technologies and uses.

So, and a particular attention is needed to be poured in this actually area and of course the buzzword of this year and look at this a decade is this innovation word. So, innovation in in any and all such steps, which may actually prove crucial for environment, society and economics. So, thinking on those lines also, and of course, you may be aware of innovation does not require any particular training or education or when a particular background et cetera. I think anybody at any level from anywhere, can come up with innovative solutions.

So, definitely one must be aware of what is going on in their place in their surrounding and the strive for improving on the existing a systems to improve on the ESC aspects. So, definitely, I invite and I suggest, and I encourage you also to think about any innovative idea, if you have or if you have a camera cross to share and bring it to the everyone's uses. So, moving on.

(Refer Slide Time: 26:30)

## Growth of world gross product



According to the United Nations World Economic Situation and Prospects 2021, the world economy will grow by 4.7% in 2021 and 3.4% in 2022. Following a significant decline of 5.6% in 2020, average growth in developed economies is predicted to rebound to 4.0% in 2021. Following a decrease of 2.5% in 2020, growth in emerging economies is predicted to reach 5.6% in 2021.

UN SDGs - Module 28

14

Dr. Shiva B  
IIT Hyderabad, India

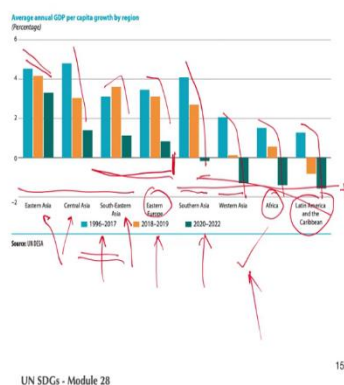


So, this is the graph, you may be aware of, you may have seen already how the world has registered a dip in the growth and development So, that is given over here, this is this base, a 0 plus minus 0,? And plus 2, plus 4, plus 6, minus 2, minus 4, minus 6, and these are the years given over here 2015 to longer 2022? F is a forecast. So years, 21 and 22 are showing still in forecast, and E for the year 2020 is the estimate, maybe you can refer your own country's latest data for, up to date information latest information.

According to the United Nations World economic situation and prospects 2021, the world economy will grow by 47 percent in 2021 and 3.4 percent, in 2032. Following a significant decline of 5.6 percent in 2020, average growth in developed economies is predicted to rebound to 4 percent. In 2021, following a decrease of 2.5 percent, in 2020, growth in emerging economies is predicted to reach 5.6 percent in 2021.

(Refer Slide Time: 27:51)

## Average annual GDP/Capita by region



In emerging nations, losses in output and per capita income have reversed years of economic growth. All areas have seen a reduction in per capita GDP growth, and in over a third of emerging nations, income per capita has fallen after rising for a decade or more. In Africa, Latin America, and the Caribbean, income losses have been the greatest.

UN SDGs - Module 28

15



So, here you see average annual GDP per capita by different regions. So, the list you can see over here, this first set belongs to Eastern Asia, Central Asia, South Eastern Asia, Eastern Europe, so, these three are locations over here and plus including here South Southern Asia, Western Asia, here we have Eastern Europe, and Africa and Latin and Caribbean. So, in these ones, if you see this is almost in the order of a decrease, so a Eastern Asia annual, average annual GDP per capita growth by region, if you see this is the year reign and blue you will see 96 to 2017. In yellow, you will see 2018 to 19 and green, you will see 2022 to 2022. So, what is this, a situation over here?

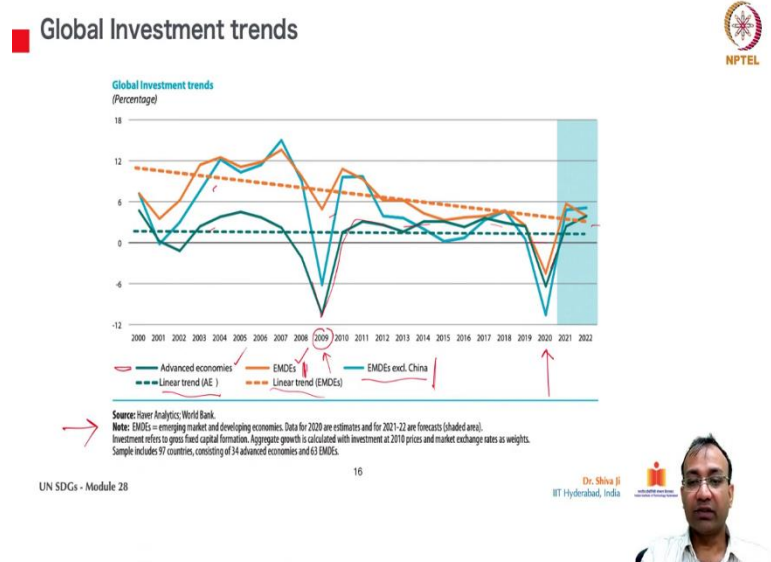
You can see, slight decline and huge decline, this. This has gone in negative, this has gone in negative, negative, negative. So, if you see, the first four regions, the eastern Asia, Central Asia, South Eastern Asia and Eastern Europe, at least they are not 0, if you see the these green, the green bar is still in the positive side above 0. Whereas in these four regions, it was Southern Asia, and Western Asia, Africa and Latin America and the Caribbean, it has gone in negative so, here slightly negative here quite large up 2 minus 2 up to minus 0.1, I think 6 or 7 or something percentage it has gone down in negative.

So, this is the impact what we are talking about in emerging nations, losses in output and per capita income have reversed us of economic growth. So, whatever has been accumulated over those many years if you see this data is from a beginning year 1996, it has gone down in and in many places to a very low levels here in these three to in order to totally in the negative in these four regions. So, all of those efforts they have gone down to the a negative this is the

catastrophe situation we are talking about definitely now, these bars actually must to come above.

So, just you can Google what is happening for the latest data if it is recorded, because actually data we may not be possible for you to get to the year a present years later, because it requires a huge time and investment time looking efforts to prepare these data sets. So, usually we get a such a data's for at least two years or so, from before. So, we can search for it, all areas have seen a reduction in per capita GDP growth and in over a 3rd of emerging nations income per capita has fallen after rising for a decade or more in Africa, Latin America and the Caribbean income losses have been the greatest. So, this chart suggests adapting.

(Refer Slide Time: 31:14)



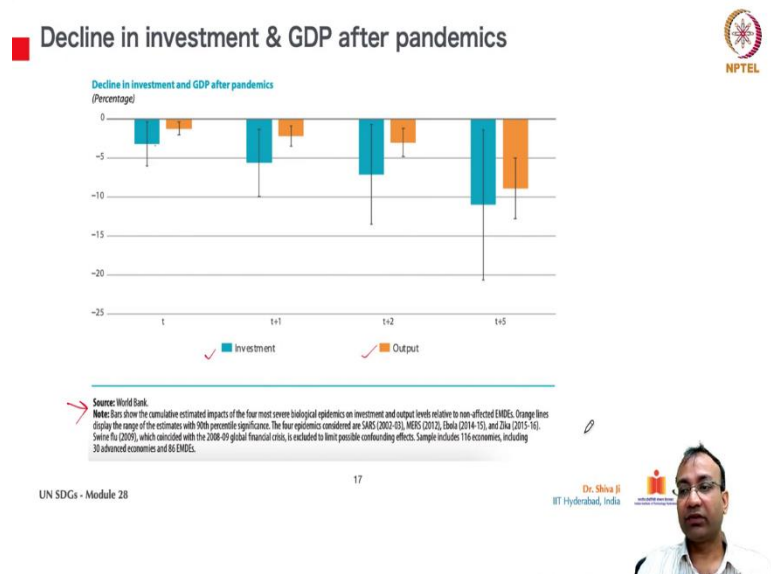
Global investment trends see how the investment has the a shown its trend. So, you can see a dip here in year 2019 Because of that recession and another one right here in the year 2020. So, all of these years, if you see this solid green actually talks about advanced economies here with this line and the linear trend what is that is this dotted a green slightly a declining not much but slightly on decline and emerging market and developing or developing economies EMDs.

You can see here shown in yellow. So, that is going in a zigzag but majorly this is also coming down. So, linear trend, you can see it is coming down to a greater extent, EMDs exclusively an over China over here is shown in this slide view, this is this line. So, that is

also registering a some decline over the years. So, this is the source you can search for latest data.

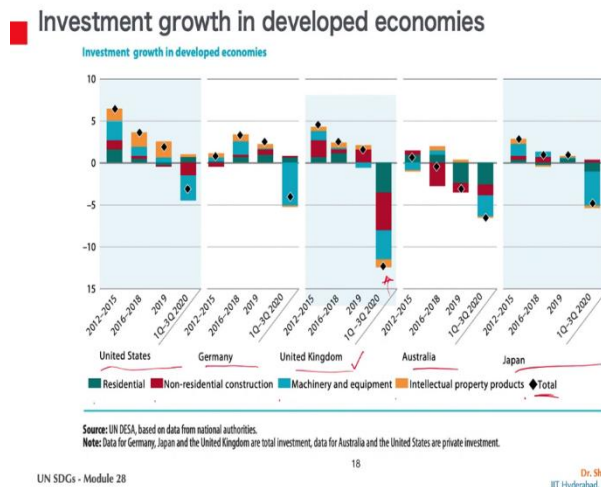
So, I think from this graph, you can see you can say also that a majority of simulators such the economy is from advanced a grades to emerging markets and developing local economies the world economy is slowly going down, except a few I know exceptions, and India is also one of them exceptional countries which is registering a positive growth.

(Refer Slide Time: 33:06)



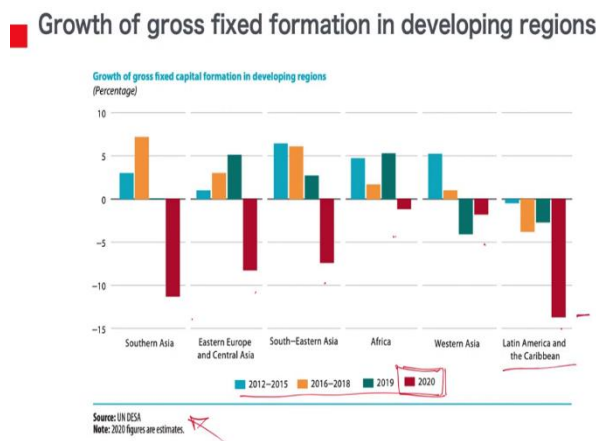
Decline in investment and GDP after pandemics. So, that percentage number you can see over here and all of these are in negative and unfortunately. So, investment is shown in this blue and yellow is for output. So, you can see here the t group t plus 1, t plus 2, t plus 5, in the scenarios how it is changing and this is the source from World Bank. So, it shows him a decline in investment right after pandemic.

(Refer Slide Time: 33:47)



Investment growth in developed economies. So, here you also you can see, the first a group belongs over here to United States, then Germany, United Kingdom Australia, in Japan the major world economies, and how they are faring. So, and these colour shades actually they differ they will you can see over here red, non-residential construction, green residential, blue machinery and equipment, yellow intellectual property products and black for total bliss black rhombus. So, the largest hit is recorded here in United Kingdom you can see this is this position.

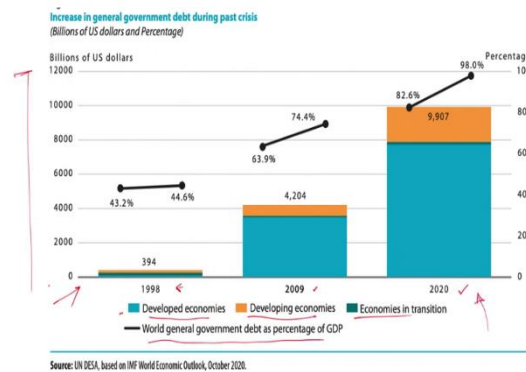
(Refer Slide Time: 34:41)



Growth of gross fixed formation in developing regions. So, Southern Asia, Eastern Europe and Central Asia, South Eastern Asia, Africa, Western Asia, Latin America and Caribbean and different years are noted by different colours. This is the source UN DESA. So, you can see majorly in the year 2020, which is shown in red they all have come down in the negative. So, at all places the largest and deep registered in Latin America and the Caribbean.

(Refer Slide Time: 35:27)

**Increase in general government debt during past crisis**



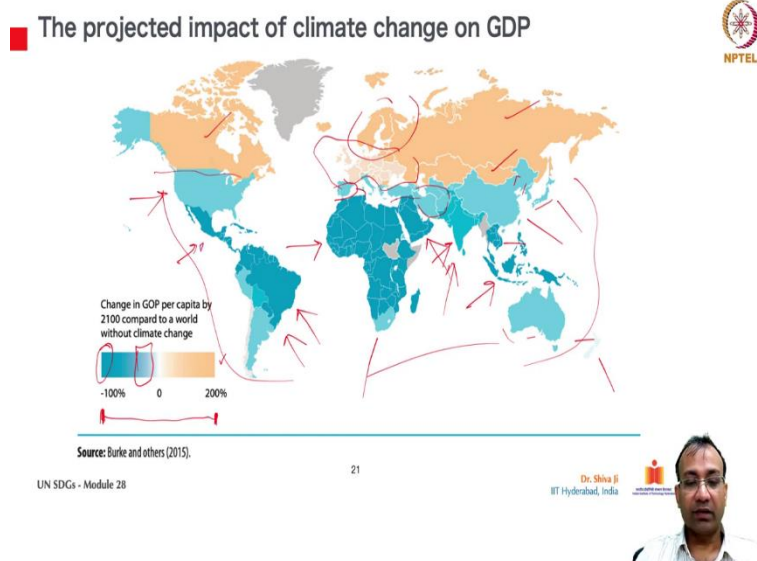
Source: UN DESA, based on IMF World Economic Outlook, October 2020.



Increasing general government debt during past crisis. So, that is shown in these on the left hand if you see we have billions of US dollars. So, from 0 to 12,000 billions of dollars in this scale and here we have on this axis different years 1998 to 2009 to 2020, and light blue developed economies developing economies by yellow and green economies in transition, an overall world general government debt as percentage of GDP shown in black line, so, you can see this distribution. So how small it was in this year, and how a tall this has become in the year 2020.



(Refer Slide Time: 36:23)



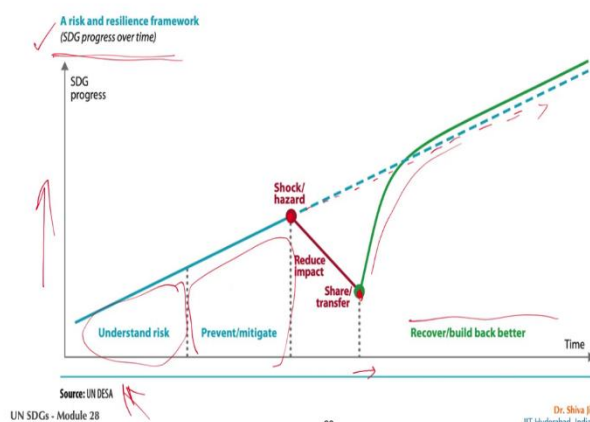
Projected impact of climate change on GDP. So, here you can see this whole world through a map is painted in this a spectrum. And if there is a huge impact that is shown in this yellow a shade up to maximum 200 percent a change in GOP, per capita by the year 2100, compared to a world without climate change. So, and on the other side minus 100 percent shown by this blue. So, this is this distribution of almost a 300 percent in a range.

So you can see the largest thing a change occurring is in Canada, I know these Nordic countries, this cluster over here, Russia a Mongolia and some lighter shades in the majority of this Europe over here, including United Kingdom. So, global north majorly is registering a larger a change and accept United States of America over here and then Japan, China Australia, New Zealand other major economies, I am talking about South Africa, Spain over here and South American countries and Mexico.

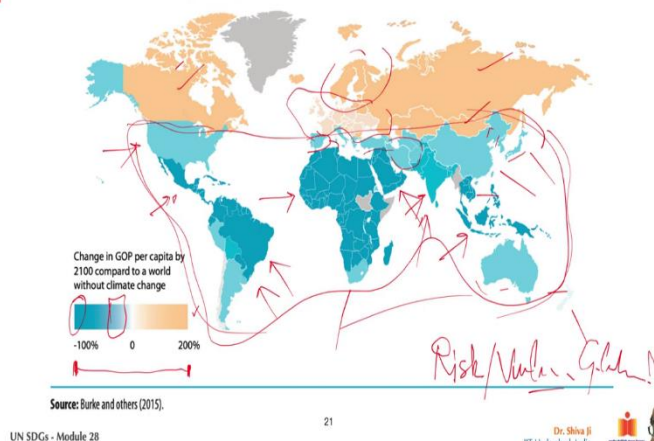
So, this actually part is majorly into the blue shades. So, India also will register as if it is in blue. So, not this thing, but there is a negative impact, which is going to happen in this I share that countries. So, if you see United States, Spain, Italy and these Afghanistan China and Japan, Australia, they are going to do register change or an impact off minus value negative impact and India I think is little more than that, and the largest impact which is going to happen is in the Indonesia this group here we have Thailand Vietnam, et cetera, then wealth countries majority of African countries Brazil, Mexico, these are the countries.

(Refer Slide Time: 39:24)

## A risk and resilience framework



## The projected impact of climate change on GDP



A risk and resilience framework. So, as we saw over here, this actually is this analysis which talks about which country is going to register positive impact or negative impact and up to what range of that impact, how bad or how good. So, it poses, a huge risk and vulnerability, often a global scale. If you see this is so big, so mammoth, that it is almost touching majority of this part of the world accepting few from the top. So, it is a majority of the population of the world and we live in these the regions and they are all together negative impact negative risk.

So, how that risk can minimize and mitigate it becomes the next point of discussion. So, in this slide we have a risk and resilience framework SDGs progress over time because SDGs carry that potential to safeguard everyone's interests et cetera. So, decide we have SDG

progress and this side we have time. So, understanding the risk for preventing mitigating the risks. And this is this point where you register the shock, you register the hazard reduce impact share transfer, then you come down to minimized at this level, and then you start recovering. So, this is this. So recovery period this green one, you can see and as usual, it continues at this this thing?

(Refer Slide Time: 41:26)

## ■ The contributions of the Multilateral Banks



The Multilateral Development Banks (MDBs) and the International Monetary Fund (IMF) work closely together to support sustainable development in multiple ways and forums. The Heads of these institutions interact regularly, typically gathering alongside the IMF and World Bank Group spring and annual meetings. These meetings foster informal exchanges on shared challenges and opportunities, as well as common positions on critical global issues, such as the response to the coronavirus disease (COVID-19) pandemic.

UN SDGs - Module 28

23




So, it shows relation, with a timescale, so on all of these fronts, if you see which are those agencies, which are trying to help mitigate such issues. So, financing institutions, banking institutions actually come at the forefront, because we are discussing financing this SDGs. So, how to take care of these frameworks and who are the agencies which are going to fund. So, in that in number of agencies coming into the picture, and I have listed down over here number of multilateral banks, and which helps to mitigate, such impacts and these are the agencies, these are the stakeholders who are investing a lot in SDGs and their implementation.

So, multilateral development banks MDBs and the International Monetary Fund IMF, you may be aware have already worked closely together to support sustainable development and multiple ways and forums. The heads of these institutions interact regularly, typically gathering alongside the IMF and World Bank Group spring annual meetings, these meetings foster informal exchanges on shared challenges and opportunities as well as common positions on critical global issues such as the response to the Coronavirus disease COVID-19 what we know about.

So, these banks actually are at the forefront of sharing or lending funding to the implementation agencies for effective and timely implementation. So, that is the crux.

(Refer Slide Time: 43:11)

## The contributions of the Multilateral Banks



UN SDGs - Module 28

Dr. Shiva Ji  
IIT Hyderabad, India



So, we will see. So, one by one, you can see on this, slide the contributions of these multilateral banks, and some quantum of this funding also, you can see how much they have helped with. So, first one African Development Bank you can see it was established in 1964, and headquarters location of a working and annual financing most recent report a year in US dollars, all of these figures are in US dollars. So, 7.3 billion US dollars is the funding this bank has to be dealt with.

So, mandate on which it works is supposed to customer economic development and social progress in its original member countries, thus contributing to poverty reduction. So, Africa as we all know, is one of the most vulnerable places from my economic vulnerability point of view. So, the role of this multilateral bank African Development Bank actually becomes very crucial. For the we have Asian Development Bank, ADB, you may have heard of in news articles, et cetera. And this agency actually keeps on funding for sustainable infrastructural projects in different countries, including India, also some new instances.

So, ADB founded in 1966, in Manila, Philippines. And it is focus regions are Asia and the Pacific and Under 21.6 billion US dollars is its annual financing figure. And it is committed to achieving a prosperous, inclusive, resilient and sustainable Asia and the Pacific while sustaining its efforts to eradicate extreme poverty. Further, we have Asian Infrastructure

Investment Bank AIIB. Founded in 2016, in Beijing, China. And it works at the Asian and beyond regions.

So, the funding 4.5 billion dollars CEB, Council of Europe Development Bank. 1956 in Paris, France, what works across Europe, and 4.6 million dollars. Then we have European bank. In 1991, London, UK, it works in Africa, Asia and Europe. And will financing of 11.8 billion dollars.