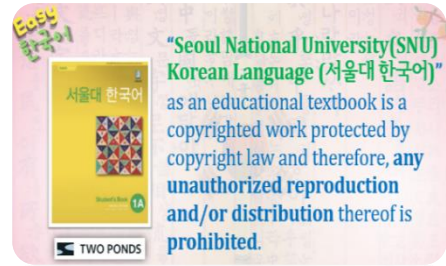


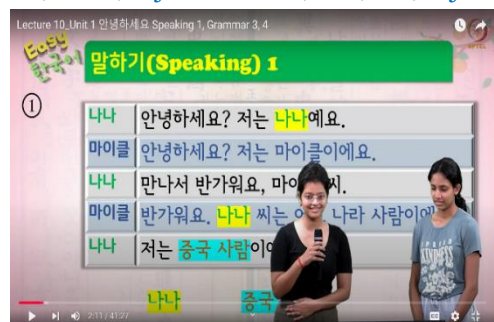
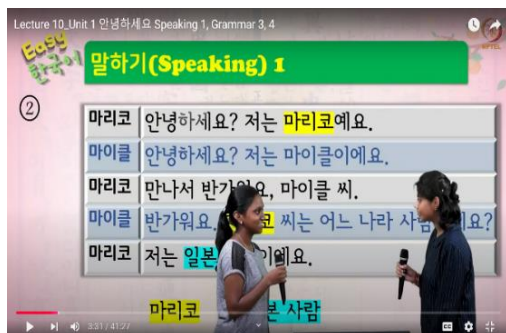
Korean I
Prof. Soojin Shim
Department of Humanities and Social Sciences
Indian Institute of Technology – Madras
Week - 03
Lecture – 10



Annyeonghaseyo? Ne, yeoreobun annyeonghaseyo. Eojeneun, yesterday, eojeneun hyuiriosseoyo (어제는 휴일이었어요), holiday, holiday. Hyuiriosseoyo. Onam? Onam festival. Eoje jal jinaesseoyo? How was your yesterday? {Joasseoyo.} Joasseoyo? (좋았어요?) Daebak? (대박?) Ne, daebagieyo? Ne, joasseoyo? You like holiday, right? Hyuireul joahaeyo. Jeodoyo, jeodoyo, me too, me too. I like holiday too. Onam festival, festival is chukje (축제), chukje, chukje Saarang, we have Saarang chukje, right? IITM has Saarang chukje, festival, festival, okay. Uh we'll start today's lesson. You know this is our course motto, *Easy Hangeugo*. Easy is swiun, swiun. Not difficult, swiun (쉬운), easy Hangeugo. Ne, so we'll do with Unit 1 Annyeonghaseyo, especially Speaking 1, Grammar 3 and 4, alright?



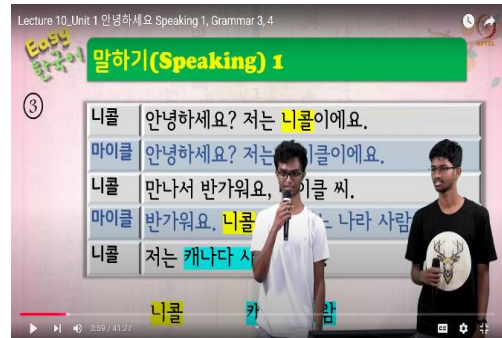
Let's go. So malhagi, malhagi (말하기), we practiced Speaking one last time. Now it's your turn. Show me your roleplay, show me your performance. Are you ready? {Ne.} Junbidwaennayo? {Ne.} I can't hear you. {Ne} an deullyeoyo, an deullyeoyo. Dasi, junbidwaennayo? (준비됐나요?) {Ne.} Keunsoriro! (큰소리로!) Keunsoriro, junbidwaennayo? {Ne.} Ne, joayo. OK ilbeon, ilbeon naoseyo, naoseyo. Yeogi naoseyo (나오세요). Ilbeon naoseyo. Microphone? OK Student A: Annyeonghaseyo. Jeoneun Gowrika-imnida. Student B: Annyeonghaseyo. Jeoneun Saga-yeyo. Ne, hana, sijak.... Hana, dul, set, sijak. Student A: Annyeonghaseyo. Jeoneun Nanayeyo. Student B: Annyeonghaseyo. Jeoneun Maikeurieyo. Student A: Mannaseo bangawoyo, Maikeul ssi. Student B: Bangawoyo. Nana ssineun eoneu nara saramieyo? Student A: Jeoneun Jungguk nara, Jungguk saramieyo. OK baksu, jalhaesseoyo, jalhaesseoyo. Ne, deureooseyo. Ne, deureooseyo (들어오세요).



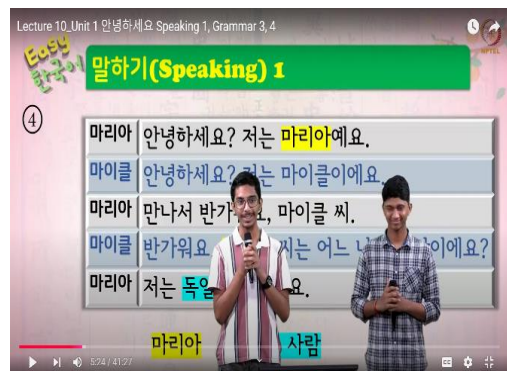
Geureomyeon number 2. Geunde (근데) okay, by the way you can practice Jungguk saram, okay? Pronunciation, okay? Jungguk saram (중국 사람), sijak, Jungguk saram Jungguk saram Jungguk saram, okay. Number 2, number 2, please. Ne, hana dul set, sijak. Student A: Annyeonghaseyo! Jeoneun Satyaimnida. Student B: Annyeonghaseyo. Jeoneun Hashithayeyo. Hana, dul, set, sijak. Student B:

Annyeonghaseyo. Jeoneun Marikoyeyo. Student A: Annyeonghaseyo. Jeoneun Maikuriyeoyo. Student B: Mannaseo bangawoyo, Maikoul ssi. Student A: Bangawoyo. Mariko ssineun eoneu nara saramieyo? Student B: Jeoneun Ilbon saramieyo. Wow, jalhaesseoyo, jalhaesseoyo. Ilbon saram jalhaetseumnida.

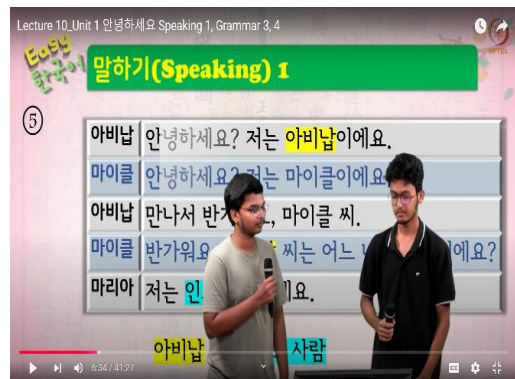
OK ne, geureomyeon number 3, sam beon, sam beon naoseyo, sam beon ne, sam beon naoseyo. Student A: Annyeonghaseyo. Jeoneun Sriramimnida. Student B: Annyeonghaseyo. Jeoneun Pranavimnida. Ne, okay. Hana, dul, set, sijak. Student A: Nikhil, right? Nikol, Nikol, Nikol. Student A: Annyeonghaseyo. Jeoneun Nikoriyeoyo. Student B: Annyeonghaseyo. Jeoneun Maikuriyeoyo. Student A: Mannaseo bangawoyo, Maikoul ssi. Student B: Bangawoyo. Nikol. Nikol, eoneu nara saramieyo? Student A: Jeoneun uh Kaenada saramieyo. Ne dasi, Nikolssineun eoneu nara saramieyo? Student B: Nikolssineun eoneu nara saramieyo? Student A: Jeoneun Kaenada saramieyo. Ne, jalhaetseumnida. Baksu.



OK number 4, number 4, okay, number 4. Dogil saram, da gachi, da gachi, Dogil saram. Han beon deo, Dogil saram (독일 사람). Han beon deo, Dogil saram. Ne, sijak. Student A: Annyeonghaseyo. Bow, bow, bow... annyeonghaseyo. Jeoneun Adityayeyo. Student B: Annyeonghaseyo. Jeoneun Balajiyeyo. Oh, jalhaesseoyo. Let's go, hana, dul, set, sijak. Student A: Annyeonghaseyo. Jeoneun Michael? Student A: Not Michael, Maria. Student B: Annyeonghaseyo. Jeoneun Mariayeyo. Student A: Annyeonghaseyo. Jeoneun Maikuriyeoyo. Student B: Mannaseo bangawoyo, Maikoul ssi. Student A: Bangawoyo. Maria ssineun eoneu nara saramieyo? Student A: Jeoneun Dogil, okay (confused) Jeoneun Dogil saramieyo. Ne, jalhaesseoyo. Don't be shy, okay? Gamsahamnida- insa... Students A and B: Gamsahamnida. Okay, jalhaesseoyo, good.



Ne, geureomyeon o beon, o beon, okay. OK Abinap (아비납), Indo saram, Indo saram, now Indo saram okay. Jagisogae (자기소개). Student A: Annyeonghaseyo. Jeoneun Vamsiimnida. Student B: Annyeonghaseyo. Jeoneun Sushantimnida. Oh, hana hana dul set, sijak. Student A: Annyeonghaseyo. Jeoneun Abinabieyo. Student B: Annyeonghaseyo. Jeoneun Maikuriyeoyo. Student A: Mannaseo bangawoyo, Maikoul ssi. Student B: Bangawoyo. Abinap ssineun eoneu nara saramieyo? Student A: Jeoneun Indo saramieyo. Jamkanjamkan! (잠깐잠깐!) (laughing) One more time, please,

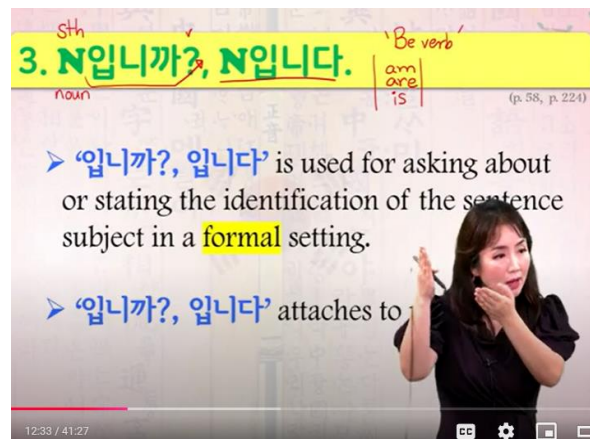


okay? Don't be shy, okay, don't be shy, okay? Abinap ssineun eoneu nara saramieyo, okay? Not staccato, eo-neu-na-ra... Don't say it like that. Abinap ssineun eoneu nara saramieyo? Da gachi, let's practice together, okay? Abinap ssineun eoneu nara saramieyo? Abinap ssineun eoneu nara saramieyo? OK maybe you can use your names, okay? Yeah, okay, that's more natural. Try, sijak. Student A: Annyeonghaseyo. Jeoneun Vamsiyeyo. Student B: Annyeonghaseyo. Jeoneun Sushantieyo. Student A:

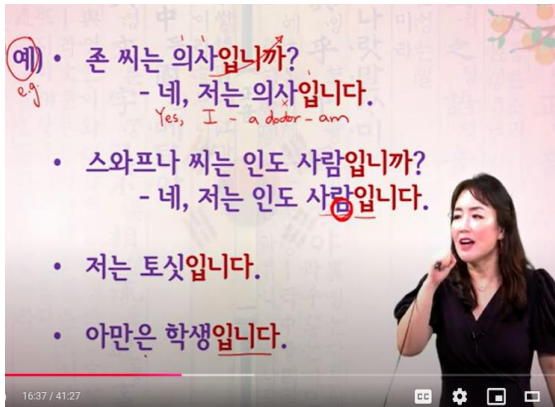
Mannaseo bangawoyo, Sushant ssi. Student B: Bangawoyo. Vamsi ssineun eoneu nara saramieyo? Student A: Jeoneun Indo saramieyo. Ne, jalhaetseumnida. Baksu baksu. Did you enjoy this activity? Role-play? {Ne} Ne, okay. So you realized you need more practice, right? Ne, ne, 'yeonseup', yonseup (연습) - practice, practice is important, okay. So let's try this number five, okay?

Yeah, you are Abinap and I'm Maikeul. Let's go, okay, so when you say jeoneun Abinabieyo, okay, you can just say Abinabieyo (아비납이에요). Don't say like you know Abinap-ieyo (아비납 이에요). OK? No space here. Can you see any space here? No, no space, no space, right? Just Abinabieyo, Abinabieyo. Jeoneun Abinabieyo, okay? Abinabieyo, okay? And Abinap ssineun, Abinap ssineun eoneu nara saramieyo? Ieyo? Eoneu nara saramieyo? Jeoneun Indo saramieyo. Jeoneun Indo saramieyo. OK joayo. Let's go, you are Abhinav, sijak. {Annyeonghaseyo. jeoneun Abinabieyo.} Annyeonghaseyo. Jeoneun Maikeurieyo. {Mannaseo bangawoyo, Maikeul ssi.} Bangawoyo. Abinap ssineun eoneu nara saramieyo? {Jeoneun Indo saramieyo.} This time, you can ask me, okay? I'll use my name and my nationality, okay? This time, you are Abhinav, sijak. {Annyeonghaseyo. Jeoneun Abinabieyo.} Annyeonghaseyo. Jeoneun Shim Soojinieyo. {Mannaseo bangawoyo, Shim Soojin ssi...} Mannaseo bangawoyo, gyosunim okay. Uh bangawoyo. Abinap ssineun eoneu nara saramieyo? {Jeoneun Indo saramieyo.} {Gyosunim} Gyosunimeun {Gyosunimeun eoneu nara saramieyo?} A, ne, jeoneun Hanguk saramieyo. Hangugeseo wasseoyo (한국에서 왔어요). Bangapseumnida. Ne okay, joayo. Yeoreobun, jalh aetseumnida, jalhaetseumnida. Ne, so, you need to practice more, okay? Eoneu nara saramieyo? Sijak, eoneu nara saramieyo? Eoneu nara saramieyo? O jalhaesseoyo, okay. Now, let's move on to the third Grammar item. OK this is the third Grammar item, okay, se beonjjae, se beonjjae Grammar, munbeop, munbeop (문법). Each unit has four Grammar items, okay? I told you, right? Ne, joayo.

So this is N, N is something, right? Something, noun, noun, noun imnikka? Imnikka? (입니까?) Imnida (입니다), imnida, imnida. Imnikka? Imnida. Da gachi, imnikka? Imnida. Han beon deo, imnikka? Imnida. Han beon deo, imnikka? Imnida. OK so imnida, imnida is a kind of, you know, a declarative statement or affirmation sentence ending, okay? So it's it's like you know, a "be verb." You know to be, you know *be verb*? *Be verb*, right? Be verb, okay. So am, are, is, right? OK imnida, imnida. And imnikka, imnikka, kka and we have question mark, right here, okay? OK so imnikka is question form of imnida. Imnida, imnikka? Imnida, imnikka? OK okay, imnida, imnikka? OK but we usually use this sentence ending when? In a polite and formal situation, okay? OK so imnida, imnikka? OK formal formal, in a formal setting, okay? Ne. So "imnikka? imnida" attaches to nouns, something. Something imnikka? Something imnida. OK dasi hanbeon sijak, something imnikka? Something imnida. Ne, jalhaesseoyo. Imnikka? Imnida.



OK and then example sentences here. "Ye," I told you, this one, ye (예). What is ye? {Example} Example, okay, examples. Can you read it? Ilgeuseyo (읽으세요). Ilgeojuseyo. Example sentences ilgeuseyo, yeoreobun. Jon ssineun, Jon ssineun, Jon ssineun this one? Uisaimnikka? (의사입니까?) OK Jon ssineun uisaimnikka? Uisa? {Doctor} doctor, doctor, okay. Jon ssineun uisaimnikka? Han beon deo, Jon ssineun uisaimnikka? Ne, ne, ne means yes. Jeoneun, I am, jeoneun, I am a doctor, okay? Jon ssineun uisaimnikka? John, are you a doctor? OK John, are you a doctor? Yes, ne, jeoneun uisaimnida. I am a doctor. Jeoneun jeoneun, so jeo (저) means I but in a humble way, in a humble way, okay? Jeoneun uisaimnida. Jeoneun uisaimnida. Very good okay. This sentence, can you read it? Ilgeojuseyo, ilgeojuseyo. Seuwapena ssineun, Seuwapena ssineun Indo saramimnikka? OK Swapna is one of my

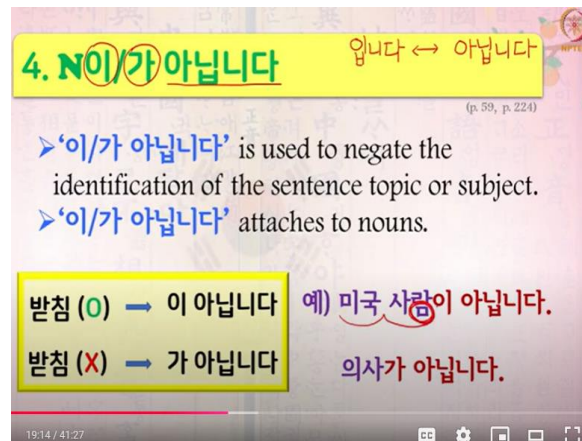


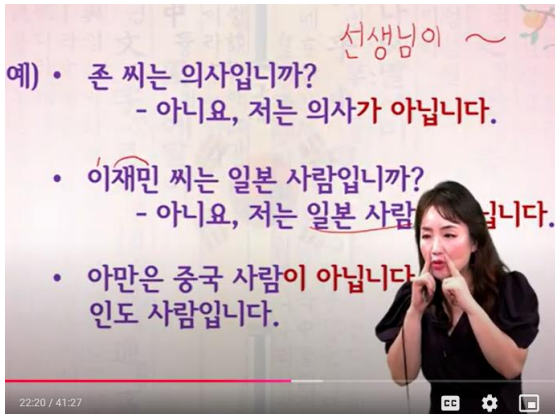
friends here. (laughing) okay, I like this name. Seuwapeuna ssineun Indo saramimnikka? OK ne, jeoneun Indo saramimnida. OK Swapna, are you Indian? Yes, I am Indian, okay? Ne, jeoneun Indo saramimnida. Regardless of, you know batchim, we can use only imnikka/imnida, right? So uisa has batchim or no batchim? No batchim, right? So imnikka? Okay, saram, Indo saram has batchim or not? {Batchim} batchim, eum, meu [ㅁ], meu batchim. That's right, this one. But still, imnida. Every time, imnida, imnikka? Imnida, imnikka? Ne, joayo. Then,

this one, can you read it? Ilgeoboseyo (읽어보세요), jeoneun {To..} Toshit (토싯), Toshit, Toshit, Toshit, yeah, Tosisimnida, Tosisimnida, I am Toshit, I am Toshit. OK He is one of my students, okay? Jeoneun Tosisimnida. Imnida, joayo. And then, can you read this sentence? {Amaneun} Amaneun, Amaneun, Amaneun, Amaneun? Haksaeingimnida. Amaneun haksaeingimnida. Yeongeoro? (영어로?) In English? Aman is a student, Aman is a student. OK Amaneun haksaeingimnida. Amaneun haksaeingimnida. Da gachi, sijak, Amaneun haksaeingimnida. What about you? How can you say I am a student? Jeoneun haksaeingimnida. Jeoneun haksaeingimnida. Oh, joayo. Jeoneun haksaeingimnida. O jalhaesseoyo. Jeoneun haksaeingimnida, aju jalhaetseumnida. OK.

Now we will move on to animnida. Animnida, animnida, animnida this is the fourth Grammar item here, in unit 1. I, i, or ga, animnida, animnida, animnida, animnida, okay, so, i, i, and ga are kind of, you know subject markers in Korean sentences, okay, subject markers, okay, subject, subject markers, okay, and we use this phrase, i/ga animnida, to negate, negate the statement, or deny something, got it? Algesseoyo? (알겠어요?) Ne ne, okay? So -i animnida, -ga animnida. Sijak, -i animnida, -ga animnida. Han beon deo, -i animnida, -ga animnida. Han beon deo, -i animnida, -ga animnida. OK joayo, -i animnida, -ga animnida, -i animnida, -ga animnida. OK -i animnida or -ga animnida, -i/ga animnida attaches to nouns. So we learned like you know, you remember imnida, right? Imnida, imnida, imnida, okay, so the negative form, okay, negative form of imnida is animnida, right, animnida. Animnida, okay. Imnida, animnida, sijak, imnida, animnida, imnida, animnida, han beon deo, imnida, animnida, animnida, animnida, -i animnida, -ga animnida. OK so here if you see the example sentences, Miguksaram saram, saram has batchim, or no batchim? {Batchim} batchim, this one right, this is batchim, right? So in this case, we can put i, that's right, Miguksarami, Miguksarami animnida. Miguk sarami animnida (미국 사람이 아닙니다). OK and uisa, uisa, uisa has batchim or no batchim? {No batchim} No batchim, which means uisa ends with a vowel, only a vowel, okay, no batchim here. No batchim. So uisaga animnida. Okay, this one uisaga animnida. Sijak, uisaga animnida. Han beon deo, uisaga animnida. OK jalhaesseoyo.

Let's see the example sentences. OK Jon ssineun uisaimnikka? You answer me, aniyo, jeoneun, jeoneun uisaga animnida, animnida. Jeoneun uisaga animnida, jeoneun uisaga animnida, yeoreobun, yeoreobuneun seonsaengnimimnikka? Seonsaengnim, teacher, seonsaengnim, teacher, yeoreobuneun seonsaengnimimnikka? {Aniyo}, aniyo. Jeoneun seonsaengnimi animnida, seonsaengnimi animnida, seonsaengnim, seonsaengnim, seonsaengnimi animnida, seonsaengnim, I can write here, seonsaengnim, teacher. Seonsaengnim -i or -ga? {i} seonsaengnim -i or -ga? {i} i, that's right, seonsaengnim (선생님),

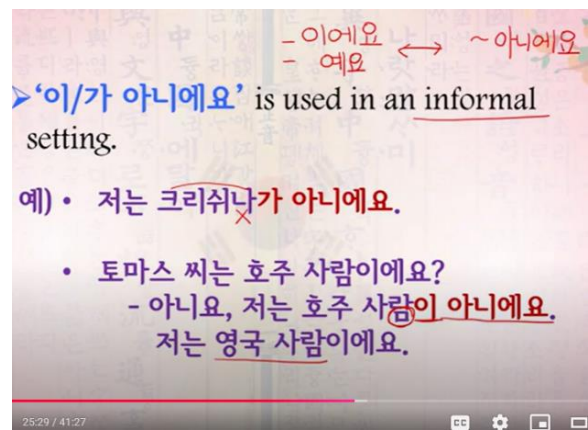




seonsaengnimi animnida. Seonsaengnimi animnida, good, okay. Lee Jaemin ssineun, Lee Jaemin, Lee Jaemin ssineun Ilbon saramimnikka? Aniyoyo, jeoneun Ilbon sarami animnida. Eoneu nara saramimnikka? {Jeoneun} jeoneun {Indo saram} Lee Jaemin ssi, Lee Jaemin ssi, you are Lee Jaemin, you are Lee Jaemin. Lee Jaemin is a typical Korean name, okay? Han beon deo, Lee Jaemin ssineun Ilbon saramimnikka? (이재민 씨는 일본 사람입니까?) Aniyoyo, jeoneun Ilbon sarami animnida. Jeoneun Hanguk saramimnida. Hanguk saramimnida. OK Lee Jaemin, Lee is a family name,

Jaemin is a first name, okay? We say family name first, okay? Lee Jaemin. Jaemin Lee, Jaemin Lee in English. But in Korean, a family name first and then a first name, given name, okay? Ne, joayo. Amaeun Amaneun, read read it please. Amaeun {Jeongguk..} Not Jeongguk (정국), Jeongguk is Jeonggugi oppa, not Jeongguk, okay? Jungguk, ju okay, stick out your lips, okay? Jungguk, Jungguk saram. Amaeun Jungguk sarami animnida. Indo saramimnida. Han beon deo, Amaeun Jungguk sarami animnida. Indo sarmimnida. Jungguk saram, okay? OK Jungguk saram, jung, ju ju ju ju (주), Jungguk saram (중국 사람). Da gachi, more practice, sijak, Jungguk saram, se beon sijak, Jungguk saram Jungguk saram Jungguk saram Jungguk saram. Ne, jalhaesseoyo.

Now we can see -i anieyo/ga anieyo (이 아니예요/가 아니예요). So when we usually use this sentence ending, in a more formal situation or informal situation? {Informal} Informal, that's right, informal, informal setting. OK -i anieyo/ga anieyo. Sijak, i anieyo, ga anieyo. OK which one is the opposite, opposite phrase of this one? {Yeyo} Oh, majayo, jalhaesseoyo. Ieyo, ieyo. And then? Yeyo, yeyo, right? Yeyo, yeyo. This one? Anieyo, anieyo. Joayo, da gachi, i anieyo, ga anieyo. Sijak, i anieyo, ga anieyo, i anieyo, ga anieyo. Can you read the example sentence? Jeoneun Keuriswinaga, Keuriswinaga (크리쉬나가), Krishna, you know, Keuriswinaga anieyo. Dasi sijak, jeoneun Keuriswinaga anieyo. Keuriswina has batchim (받침) or no batchim? {No batchim} No batchim, no batchim, so -ga.



> '이/가 아니예요' is used in an informal setting.
 예) • 저는 크리쉬나가 아니예요.
 • 토마스 씨는 호주 사람이예요?
 - 아니요, 저는 호주 사람이 아니예요.
 저는 영국 사람이예요.

OK jeoneun Keuriswinaga anieyo. I am not Krishna, okay? Jeoneun Keuriswinaga anieyo. Han beon deo, jeoneun Keuriswinaga anieyo. OK okay, ilgeoboseyo. Tomaseu ssineun, Tomaseu ssineun Hoju Hoju saramieyo? OK Aniyoyo, jeoneun Hoju sarami anieyo. Aniyoyo, jeoneun Hoju sarami anieyo. Hoju sarami anieyo, saram, ram, batchim right here, batchim, i, sarami anieyo. Hoju sarami anieyo. Jeoneun.. Eoneu nara saramieyo? Tomaseu ssineun eoneu nara saramieyo, yeoreobun? Yeongguk. Yeongguk saramieyo. Yeongguk saramieyo, I am British, okay? Jeoneun Yeongguk saramieyo. Jeoneun Yeongguk saramieyo. Jalhaesseoyo, jeoneun Yeongguk saramieyo, okay. I will ask you this question. Tomaseu ssineun Hoju saramieyo? {Aniyoyo. jeoneun } Hoju sarami anieyo. Jeoneun {Yeongguk (영국)} Yeongguk saramieyo. Here here here, okay, you only remember Indo saram, right? (laughing..) Always saying Indo saramieyo, Indo saramieyo. I know, I know, we can practice other nationalities, okay? Dasi dasi, dasi, one more time, Tomaseu ssineun Hoju saramieyo? {Aniyoyo, jeoneun Hoju sarami anieyo. jeoneun Yeongguk saramieyo.} Yes, oh jalhaesseoyo, oh baksu. You like my baksu huh? Ne ne, okay.

Ne, these exercise questions are related to Grammar 3 and Grammar 4, okay? OK so what was the third Grammar and fourth Grammar items? Third Grammar item? {Imnida} imnida, imnikka? OK and then

fourth one, i/ga animnida, i/ga animnida. OK il (1) beon, il beon, il beon, Minsoo ssineun, or Kim Minsoo ssineun, okay, Minsoo ssineun gija? Oh, gija, gija-imnikka? Imnikka? Yes, imnikka? Imnikka? OK ne, joayo, majayo. Ne, jeoneun gijaimnida. OK imnikka, rising, imnida. Ne, joayo, i (2) beon, i beon, jeoneun, i beon, jeoneun Gangsuji {Imnikka?} imnikka? {Imnida} Imnikka or imnida? Dasi,

‘-씨’ (ssi)
 The most common honorific used when addressing someone of equal or slightly lower status.
 e.g., 강수지 씨
 수지 씨

imnikka or imnida? Imnida, majayo, imnida imnida. Oh oh, sorry, sorry, I think I skipped this one, okay. Oh, we can see this one. Ssi (씨), ssi, Kim Minsoo ssi (김민수 씨), right? Okay, ssi ssi ssi. This ssi ssi is the most common honorific suffix used when addressing someone of equal or slightly lower status. So colleagues or co-workers, you can call their name with this ssi. So for example, Kang Suji is your co-worker or colleague at your work place and then you can call her like Kang Suji ssi (강수지 씨), Suji ssi, okay. So you can attach ssi at the end of the full name or the first name, but don't call like, you know, Kang ssi, okay? Family name and then ssi is not good, okay? Don't call like this way,

okay? So here, sometimes you know some people just remember my family name and then they call me Shim. So, what is this? I don't feel good in that way yeah maybe... yeah, okay. Soojin ssi, okay soojin ssi, in my name, okay? Soojin ssi, okay, but Shim ssi Shim ssi is not good. Kang ssi, Kim ssi, Lee ssi. OK you are now laughing, right? So you know okay, you know the difference, right? But some people don't know, that's why. So when we learn a foreign language, we need to also learn their culture and their etiquette and manners, right? So we have our own way of manners and etiquette and greeting culture uh okay? You will learn, you will learn, okay. That is ssi ssi, okay ssi. So can you call me, can you address me Soojin ssi? Ne? Aniyoo? {Aniyoo.} Again again, can you address me Soojin ssi? {Aniyoo.} Why, why not? Yeah, yeah, I'm much older than you. That's why, okay? I am much older than you. So you cannot use that ssi to older people or higher social status people, okay hmm? OK so it's good, okay. Jeoneun, i beon, number 2, jeoneun Kang Suji {imnida} imnida, okay, jeoneun Kang Sujiimnida. Jeoneun Kang Sujiimnida. OK sam beon, sam beon, Peurianeun, Peurianeun haksaeung {imnida} imnida, majayo, imnida. Peurianeun haksaeungimnida, Priya is a student. Ne, joayo, jalhaetseumnida.

Practice Exercise

1) A (김)민수 씨는 기자입니까?
 B 네, 저는 기자입니다.

2) 저는 강수지입니다.

3) 프리야는 학생입니다.

31:22 / 41:27

Sa beon, 4 beon, Jon ssineun uisaimnikka? B, you say B. Aniyoo. {Aniyoo. jeoneun uisa} -i or -ga? {ga} ga, Akira animnida, uisaga, uisa, no batchim, right? Ga, okay. 5 5 beon, jeoneun Miguksaram, Miguksaram {i} ianimnida. Majayo, jalhaesseoyo. 6 beon, jeoneun Akira Akira, Akiraga/ Akirai? (아키라가/ 아키라이?) Which one? Akiraga animnida.

Akira, here, no bachim no bachim, right? Miguk saram, bachim, ne, joayo. Chil beon, 7 beon, da gachi, say it together, number seven, 7 beon, sijak, jeoneun Peurangseu saram-i, i, animnida. Eoneu nara saramieyo? Kaenada, oh can you read it? Kaenada saramimnida. Kaenada saramimnida (캐나다 사람입니다). OK Peurangseu sarami animnida, Kaenada saramimnida. Oh, jalhaesseoyo.

4) A 존 씨는 의사입니까?
 B 아니요, 저는 의사(이/가) 아닙니다.
 아니요, 저는 의사가 아닙니다.

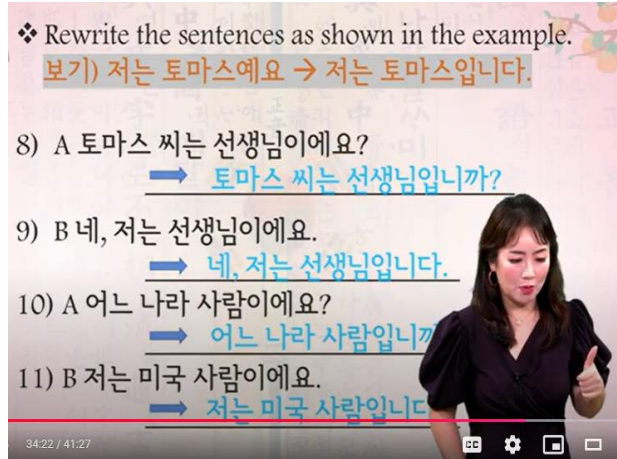
5) 저는 미국 사람(이/가) 아닙니다.
 저는 미국 사람이 아닙니다.

6) 저는 아키라(이/가) 아닙니다.
 저는 아키라가 아닙니다.

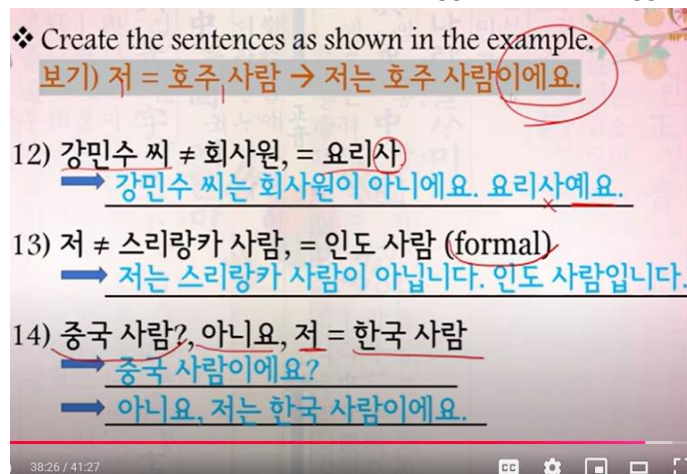
7) 저는 프랑스 사람(이/가) 아닙니다.
 저는 프랑스 사람입니다.
 캐나다 사람입니다.

32:36 / 41:27

Pal beon, 8 beon, rewrite the sentences as shown in the example, okay? So in this example, bogi (보기), we say bogi, okay, sample, jeoneun Tomaseuyeyo. Can you read it? Tomaseuyeyo. Jeoneun Tomaseu, I am Thomas, okay? Jeoneun Tomaseuimnida (저는 토마스입니다). OK this is informal, polite sentence ending, right. But this one this one, imnida- formal, you know, formal setting, okay? Formal setting. OK number eight, 8 beon, 8 beon haeboseyo. 8 beon, Tomaseu ssineun, da gachi, everyone, 8 beon, Tomaseu ssineun seonsaengnim, seonsaengnim {Ieyo} Seonsaengnim {Ieyo} Keun soriro, keun soriro, Tomaseu ssineun seonsaengnimimmnikka? Majayo, Tomaseu ssineun seonsaengnimimmnikka? This is a formal way, right? Okay, immnikka? Ieyo? Immnikka? Ne, joayo. Gu beon, ne, jeoneun seonsaengnimieyo. Ne, jeoneun seonsaengnimimnida, imnida, imnida. Joayo. Sip beon, 10 beon, eoneu nara saramieyo? Eoneu nara saram {immnikka}? Immnikka? Ne, majayo, immnikka? Okay, jeoneun Miguksaramimnida, majayo. Jeoneun Miguksaramimnida. Wow, very good, very good.



OK now level up, okay, level up questions okay. Now you need to create the sentences, okay? So we have some words like jeo, jeo (저), I, Hoju saram, Australian. Jeo, Hoju saram (호주 사람) Australian. And then you can make a sentence. Jeoneun Hoju saramieyo. Okay, we can use ieyo, yeyo, alright, anieyo, okay. Number 12, 12 beon, Kang Minsoo ssi, Kang Minsoo ssi, not hoesawon, hoesawon (회사원), you know hoesawon? Company employee, not hoesawon, Kang Minsoo ssi, yorisa, yorisa yorisa (요리사) cook, cook, chef, okay, yeah. Make a sentence based on these clues. Kang Minsoo ssineun, Kang Minsoo ssineun, hoesawoni hoesawoni ani, ani, okay we can use -ieyo, -yeyo, anieyo. Okay sijak, Kang Minsoo ssineun hoesawoni? {anieyo} anieyo. Yorisa? Yorisa ieyo or yeyo? {yeyo} Ieyo or yeyo? {Yeyo} Yeyo, okay. Is this correct? Majayo? Ne, da gachi sijak, Kang Minsoo ssineun hoesawoni anieyo. Yorisayeyo. Han beon deo, Kang Minsoo ssineun hoesawoni anieyo. Yorisayeyo. OK, no batchim, yeyo. Joayo. Sipsam beon, sipsam beon, number 13, sipsam beon, jeo, I, jeo, Seurirangka saram, not Seurirangka saram, okay? Not Seurirangka (스리랑카) saram, Seurirangka. Indo saram, Indo saram but in a formal way, in a formal way, okay. Imnida, animnida, something like that. You remember this? Immnikka? Imnida, animnida. OK try let's try. {Jeoneun Seurirangka sarami animnida. Jeoneun Indo saramimnida.} Oh, perfect perfect, wanbyeokaeyo (완벽해요), wanbyeokaeyo. Yeoreobun, jalhaesseoyo. Jeoneun Seurirangka sarami animnida. Indo saramimnida. Oh, jalhaesseoyo. Number 14, this is the last one. Jungguk saram, Jungguk saram, you have to make a question, okay?



Question, Jungguk saram, Chinese, okay? No, aniyo, right? Aniyo, jeo, I, Hanguk saram, Korean, Hanguk saram, okay? Let's try, a question first, question. Are you Chinese? Okay, are you Chinese? No, not jeoneun, not jeoneun. Jungguk saram {immnikka}? Yes yes, yeah okay. We can omit the "you," right? So Jungguk saramimmnikka? But we can use this ending, okay, ieyo, yeyo. Jungguk saramieyo? Dasi sijak, Jungguk saramieyo? Aniyo, aniyo, jeoneun Hanguk saramieyo. Oh, jalhaesseoyo. Jungguk saramieyo? Aniyo.

Jeoneun Hanguk saramieyo. Very good, very good. Dasi hanbeon, sijak, Jungguk saramieyo? Aniyo, jeoneun Hanguk saramieyo. OK oh jalhaesseoyo yeoreobun. Aju jalhaetseumnida.

Now we'll see Speaking 2, Speaking 2 of Unit 1. Let's see just number 1, okay? "Yeoreobun mannaseo bangapseumnida. Jeoneun Maikeurimnida. Maikeul ssineun Miguksaramimnikka? Aniyo. Jeoneun Miguksarami animnida. Yeongguk saramimnida. A, ne. Jigeobeun mueosimnikka? Gijaimnida." Is it okay? OK you can understand all of the sentences here? Okay, you can see the English versions, okay.



마이클 여러분, 만나서 반갑습니다.
 저는 마이클입니다.
 켈리 안녕하세요? 마이클 씨는 미국 사람입니까?
 마이클 아니요, 저는 미국 사람이 아닙니다. 영국 사람입니다.
 켈리 아, 네. 직업은 무엇입니까?
 마이클 기자입니다.

Can you see it, um-hmm? OK let's try. Okay, I am Michael, you are Kelly. Yeoreobun mannaseo bangapseumnida. Jeoneun Maikeurimnida. Your turn. {Annyeonghaseyo. Maikeul ssineun Miguksaramimnikka?} Aniyo. Jeoneun Miguksarami animnida. Yeongguk saramimnida. (영국 사람입니다.) I am British, okay. {A, ne. Jigeobeun mueosimnikka?} Jigeobeun mueosimnikka? Han beon deo, jigeobeun mueosimnikka? Gijaimnida, gija gija (기자), reporter or journalist. Jigeop, jigeop jigeop means job or occupation. Jigeop (직업), job or occupation. Mueot, mueot (무엇) means what. What is your job? What do you do for a living? Okay? Jigeobeun mueosimnikka? Jigeobeun mueosimnikka? Da gachi sijak, jigeobeun mueosimnikka? Jigeobeun mueosimnikka? (직업은 무엇입니까?) Jigeobeun mueosimnikka? OK jigeobeun mueosimnikka? Han beon deo, sijak, jigeobeun mueosimnikka? Jigeobeun mueosimnikka? Jigeobeun mueosimnikka? OK joayo.

Ne, yeoreobun oneuldo sugo manasseoyo (네, 여러분 오늘도 수고 많았어요.). You did a great job, aju jalhaesseoyo, jalhaesseoyo. Jalhaesseo, chinguya. You can give a compliment to your friend there. Jalhaesseo, chinguya. Jalhaesseo, jalhaesseo, jalhaesseo. Da gachi baksu, baksu! Ne, uri insahago kkeunnaelgeyo (우리 인사하고 끝낼게요). Gamsahamnida, okay? Thank you and annyeonghi gyeseyo, annyeonghi gaseyo. You remember that? Gamsahamnida. {Gamsahamnida.} Annyeonghi gaseyo. {Annyeonghi gyeseyo.}

