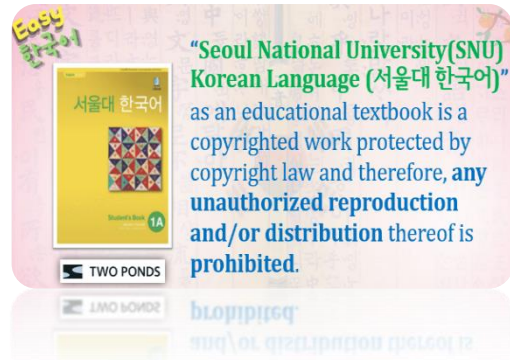


**Korean I**  
**Prof. Soojin Shim**  
**Department of Humanities and Social Sciences**  
**Indian Institute of Technology – Madras**  
**Week - 04**  
**Lecture – 14**

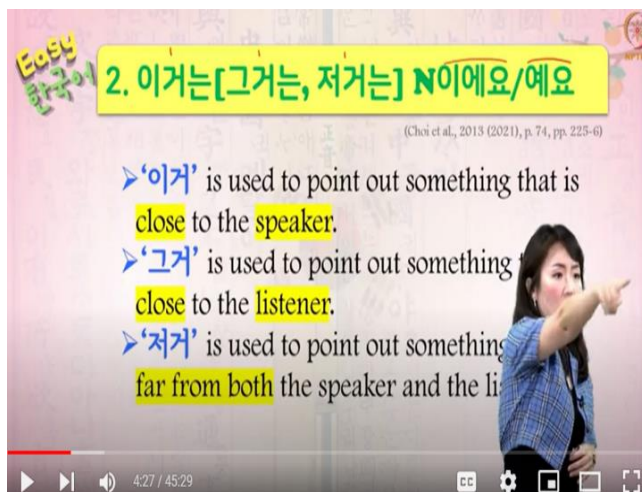


Ne yeoreobun, are you ready? Ne, junbidwaennayo? (준비됐나요?) {Ne,} junbidwaennayo? {Ne.} Ne okay, let's go, yeoreobun annyeonghaseyo. {Annyeonghaseyo}.

Annyeonghaseyo (안녕하세요), annyeonghaseyo, chinguege insahaeyo, annyeong, annyeong, annyeong!  
 Uri (우리) NPTEL chinguege, annyeonghaseyo, annyeong! Annyeong (안녕), annyeong, annyeong, annyeong. Smile, with a smile on your face, okay? Annyeong, annyeong. OK today we will cover Grammar and Expression. Also, Speaking one.



Speaking is malhagi (말하기), grammar is munbeop (문법). Grammar munbeop, say it together munbeop, munbeop and malhagi. What was the title of unit 2? Igeoneun mwoyeyo? (이거는 뭐예요?) Dasi hanbeon, igeoneun mwoyeyo? Igeoneun mwoyeyo? Answer, answer me, {hyudaeponieyo}, hyudaeponieyo. That's right, okay, hyudaeponieyo, hyudaeponieyo, okay. If you say just you know hyudaepon to me, it can, it can be rude. Okay, so remember sentence ending, proper sentence ending, okay? Hyudaeponieyo (휴대폰이에요). Igeoneun mwoyeyo? {Hyudaeponieyo}. Han beon deo, igeoneun mwoyeyo? {Hyudaeponieyo}. Han beon deo, igeoneun mwoyeyo? {Hyudaeponieyo} OK, how about this one? I brought this book, igeoneun mwoyeyo? Chaegieyo, chaegieyo, chaegieyo, which chaek (책)? Which chaek? Hangugeo chaegieyo, okay, this is our textbook, right? Igeoneun Hangugeo chaegieyo. Seouldae Hangugeo (서울대 한국어), this is our textbook, we say 'gyojae', gyojae, okay, this is gyojae (교재), right, very good, joayo.



OK so today we will learn about second grammar item, huh? Second grammar item, uh can you read the title there? Igeoneun, geugeoneun, jeogeoneun (이거는, 그거는, 저거는), and N-ieyo, -yeyo. Han beon deo, dasi sijak, igeoneun, geugeoneun, jeogeoneun, N-ieyo, -yeyo, okay. One more time, han beon deo, han beon deo, one more time, okay. Igeoneun, geugeoneun, jeogeoneun, -ieyo, -yeyo. OK, so you can see my hand gestures, right? Igeoneun, geugeoneun, jeogeoneun, ieyo, yeyo. Right, very good, very good, okay, so igeo is used when we point at something, okay, when we point at something or when we

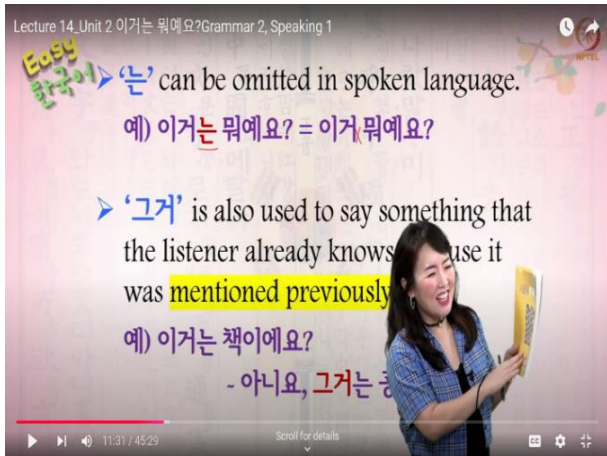
refer to something that is close to the speaker, okay? I am a speaker right now. So igeo, igeo, igeo, igeo, this one, this one, okay, igeo, igeo, igeo, okay? How about geugeo? Geugeo, geugeo, geugeo, geugeo, geugeo, geugeo, uh geugeo, okay. Geugeo is used when pointing at something that is close to the listener, close to the listener, okay? I mean you, you are the listener now, right? Geugeo, geugeo, geugeoneun mwoyeyo? Geugeo, geugeo, okay? Here, igeo, igeo, around me, I'm the speaker, okay? Igeo, there, geugeo, around you, geugeo, okay, okay, that is geugeo, geugeo, that one, that one- geugeo, okay? This, that, okay and then jeogeo, jeogeo, jeogeo, jeogeo. That, that over there far, far from the both listener and speaker, okay? Got it? Ne, jeogeo is used to point out something that is far from both the speaker and the listener. OK, jeogeo, jeogeo, jeogeo, jeogeo, uh jeogeoneun mwoyeyo? Jeogeo, that over there, okay, that is jeogeo, jeogeo, jeogeo, dasi sijak, igeo, geugeo, jeogeo. Sijak, igeo (이거), geugeo (그거), jeogeo (저거). OK you can use your hand gestures too, okay? Igeo, igeo, igeo, igeo, igeo. Geugeo, geugeo, geugeo. Jeogeo, jeogeo, jeogeo, okay jalhaesseoyo. One more time, one more time. Sijak, igeo, igeo, igeo. Geugeo, geugeo, geugeo, geugeo, geugeo. Jeogeo, jeogeo, jeogeo, jeogeo, okay, jeogeo, jeogeo, joayo,aju jalhaesseoyo. OK, igeoneun, geugeoneun, jeogeoneun, ieyo, ieyo. Han beon deo sijak, igeoneun (이거는), geugeoneun (그거는), jeogeoneun (저거는), ieyo (이에요), yeyo (예요). Oh jalhaesseoyo, jalhaesseoyo.

Ieyo, yeyo attaches to nouns, okay, nouns, okay, something-igeoneun, for example, mojayeyo. Igeoneun mojayeyo. {Igeoneun mojayeyo}. In English, this is a cap or a hat. A cap or a hat, okay, igeoneun mojayeyo. Igeoneun, igeoneun moja, moja-yeyo, yeyo. Why yeyo, not ieyo? Moja, no batchim, right? Here no batchim, batchim eopseoyo, batchim eopseoyo. No batchim, mojayeyo. How about here? Why neun, neun? Igeo has batchim or no batchim? {No batchim?} OK, eun (은) or neun (는) right? Eun, neun, eun or neun. Eun, neun is a topic marker. You remember that?



OK, igeoneun, igeoneun mojayeyo, dasi sijak, igeoneun mojayeyo, igeoneun mojayeyo (모자예요). That's good, that's good. OK, jeogeo, jeogeo, jeogeoneun, jeogeoneun, jeogeoneun, can you read it? Jeogeoneun sajeoniego. Han beon deo. Jeogeoneun sajeoniego, jeogeoneun sajeon- sajeon (사전) has batchim, right? That's why we attach ieyo, right? Jeogeoneun sajeon, sajeon is a dictionary. Sajeon, sajeon is a dictionary. Jeogeoneun sajeoniego, han beon deo, jeogeoneun sajeoniego (사전이에요). Oh, jeogeoneun, that is a dictionary, okay? Jeogeoneun sajeoniego, han beon deo, jeogeoneun sajeoniego. Jeogeo, jeogeo, jeogeoneun sajeoniego, jeogeoneun sajeoniego. OK next one. geugeo. geugeo, geugeo, that is geugeoneun, geugeoneun Hanguk- Hanguk jidoyeyo. Geugeoneun Hanguk jidoyeyo. OK jido (지도) is a map, map, map. OK very good, geugeoneun Hanguk jidoyeyo? Geugeoneun, is that a Korean map? No, aniyo. It's British map. Yeongguk (영국), Yeongguk jidoyeyo. Yeongguk jidoyeyo, Yeongguk jidoyeyo, Yeongguk jidoyeyo. OK I will ask this question, geugeoneun Hanguk jidoyeyo? Geugeo Hanguk jidoyeyo? {Aniyo}. Aniyo, {Yeongguk jidoyeyo}. A ne, dasi han beon, dasi han beon, geugeo, geugeoneun Hanguk jidoyeyo? Aniyo, Yeongguk jidoyeyo. OK geugeoneun gongchaegieyo? Ne ne, majayo. Geugeoneun bolpeniego (볼펜이에요)? Ne okay, oh jalhaesseoyo, okay... So if we have batchim, we use ieyo, right? No batchim, no batchim? Yeyo, yeyo. Batchim isseoyo? Ieyo. Batchim eopseoyo? Yeyo, okay, jalhaesseoyo.

OK, now we can see neun, neun, okay? Neun can be omitted in spoken language, okay? Neun, we can omit, we can omit, we can drop neun in spoken language especially, right? So we can ask this question like igeoneun mwoyeyo? What is this? OK? Igeoneun mwoyeyo? Igeoneun mwoyeyo? Then, igeo mwoyeyo? Igeo mwoyeyo? No eun here, right? No eun here, neun, neun, neun, neun, no neun there. OK, so, igeoneun mwoyeyo? OK, we can also say igeo mwoyeyo? Igeo mwoyeyo? OK, igeo mwoyeyo?

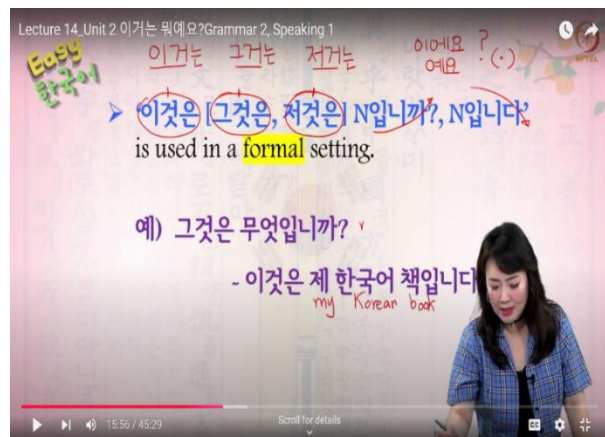


In spoken language, igeo mwoyeyo? Sijak, igeo mwoyeyo? igeo mwoyeyo? {Igeo mwoyeyo?}, igeo mwoyeyo? Igeo mwoyeyo? Or igeoneun mwoyeyo? Joayo.

Now, geugeo, that, that one, or geugeo, that. Geugeo is also used to say something that the listener already knows because it was mentioned previously, okay? So geugeo is actually that or that one, right? Okay, geugeo, geugeo, so geugeo is always, you know, refer to something we already know okay, okay? {A ne} So geugeo, okay, geugeo is also used to say something that the listener already knows because it was

mentioned previously. OK, geugeo, geugeo is that or that one. Geugeo, geugeo, so, for example, igeoneun chaegieyo? Igeoneun chaegieyo (이거는 책이에요)? OK, igeoneun chaegieyo? And then you can answer uh anyio. {Geugeo}. Ne ne ne OK, you can answer igeoneun chaegieyo? Ne, geugeoneun chaegieyo, geugeoneun chaegieyo. Give me your notebook, uh ne, use both hands. That's good, ne, juseyo (주세요). Gongchaek juseyo, ne, yeogi isseoyo. Igeoneun chaegieyo? Anyio, geugeoneun gongchaegieyo, okay. I'm the speaker, you are the listener. You should answer properly, dasi dasi, igeoneun igeoneun, this one, igeoneun- what is this? {Gongchaek}. Gongchaek, right? Okay dasi, igeoneun chaegieyo? Igeoneun chaegieyo? Anyio. {Geugeoneun gongchaegieyo}. Geugeoneun gongchaegieyo, that's right. Geugeoneun gongchaegieyo. From your perspective, okay? You can refer to this one, geugeo, okay? Geugeo, geugeo, geugeo, very good. Yeogi isseoyo, yeogi isseoyo, gamsahamnida, ne, good, good, okay, jalhaesseoyo. OK, so here, igeoneun chaegieyo, this, geugeo, that, okay. So this refers to this one, right? This one, this one is this one, thisa one, this one, okay. So, this one okay, geugeo, geugeo, and here, this. This is already mentioned, right? And then in your answer, you can refer to it as geugeo, geugeo, geugeo. Okay, very good, okay, it is gongchaek, it is a notebook, okay here.

Ne joayo, and then we can move on to a little bit you know formal way, okay? Formal way and written written language, so igeoseun- igeoseun, geugeoseun, jeogeoseun (이것은, 그것은, 저것은), okay? OK so we had we had now igeo- igeo, geugeo, jeogeo, okay? Igeo, geugeo, igeoneun- neun right? Geugeoneun, jeogeoneun, we usually use these expressions in spoken language. But igeoseun, geugeoseun, jeogeoseun- we use these igeoseun, geugeoseun, jeogeoseun in formal setting, in written language, okay? Mostly. OK, okay, joayo, so igeoseun, sijak, igeoseun, geugeoseun, jeogeoseun. Sijak, igeoseun, geugeoseun, jeogeoseun, okay. Igeoseun, geugeoseun, jeogeoseun -imnikka? Imnida, right? Imnikka, imnikka (입니까)? Imnida, okay. What was here? Igeoneun geugeoneun jeogeoneun? Ieyo, yeyo, yeyo, okay, ieyo, yeyo, we can both use, right, okay? Ieyo, yeyo, okay, joayo. So, for example, geugeoseun mueosimnikka? Geugeoseun mueosimnikka (그것은 무엇입니까)? What is that, okay? Geugeoseun mueosimnikka, oh geugeoseun mueosimnikka? Geugeoseun mueosimnikka? Igeoseun je Hangugeo chaegimnida. You ask me this question, sijak, {geugeoseun mueosimnikka?}, dasi hanbeon sijak, {geugeoseun mueosimnikka?}, igeoseun je Hangugeo chaegimnida, okay? Je Hangugeo chaegimnida. OK, Je, je- my, my, Hangugeo- Korean, my Korean Book. Okay, igeoseun, this is my Korean book, okay? Igeoseun je Hangugeo chaegimnida, dasi sijak, igeoseun je Hangugeo chaegimnida, OK, jalhaesseoyo. Dasi dasi, you ask me this question, referring to this, OK, {geugeoseun mueosimnikka?} Uh, igeoseun je Hangugeo chaegimnida. OK? Good, good, OK, how about geugeoneun? Geugeoneun mwoyeyo? Sijak, {geugeoneun mwoyeyo?}



Uh, igeoneun je Hangugeo chaegieyo. Can you, uh can you recognize the difference here? Okay, so, geugeoseun mueosimnikka? Igeoseun je Hangugeo chaegimnida. This is a formal, okay, more likely written version, okay and then spoken version, geugeoneun mwoyeyo? Geugeoneun mwoyeyo? Or geugeo mwoyeyo? We can drop neun right? Geugeo mwoyeyo or geugeoneun mwoyeyo? Igeoneun, igeoneun je Hangugeo chaegieyo, je Hangugeo chaegieyo, ieoyo, ieoyo, very good, joayo...

Lecture 14\_Unit 2 이거는 뭐예요? Grammar 2, Speaking 1

**Practice Exercise**

1) 저는 남자 친구(이)가 있어요.  
 ↳ 저는 남자 친구가 있어요.

2) 나나 씨는 남자 친구 (이)가 없어요.  
 ↳ 나나 씨는 남자 친구가 없어요.

3) A 우산(이)가 있어요?  
 ↳ 우산이 있어요?  
 B 아니요, 우산(이)가 없어요.  
 ↳ 아니요, 우산이 없어요.

OK now yeah we can have this practice exercise about Grammar one and Grammar two, got it? Okay il(1) beon, il beon, jeoneun, jeoneun namja chingu, namja chingu, i or ga? I or ga? {Ga}, ga? Are you sure? Ne, ne, majayo, namja chinguga isseoyo. Jeoneun namja chinguga isseoyo, okay. You can also say jeoneun yeoja chinguga isseoyo. Chingu, chingu has batchim or no batchim? No batchim. So, we can use ga, not i, right? Namja chinguga isseoyo, joayo. I(2) beon, Nana ssineun Nana ssineun namja chingu-ga eopseoyo. Same, same, chingu, chingu, chingu. Same ga. So sam(3) beon, sam beon,

usani or usanga? {I, i}, usan-i or usan-ga? Usan-i, majayo, usani isseoyo, usani isseoyo? Aniyoyo, usan, usan eopseoyo, okay, usan has batchim, right, usan has batchim, okay. So if we have batchim, it means that word ends with a syllable-final consonant, right? So you can see the consonant here, right? Neu[n], neu, nieun, the name of this consonant is nieun, nieun (니은). The sound value is neu[n], right? Okay, so usan, usan has the syllable-final consonant, batchim, right? Usani isseoyo, usani eopseoyo, 'usan'-i eopseoyo. Aniyoyo, usani eopseoyo. I will ask you this question, usani isseoyo? Aniyoyo, usani eopseoyo. I can also ask in this way. No i, right? I can drop i, right? Usan isseoyo? Aniyoyo, usan eopseoyo. Okay, this is more casual way, you know, spoken, more spoken. Okay, joayo, dasi hanbeon, usan isseoyo? Aniyoyo, usan eopseoyo, usan eopseoyo. OK jalhaesseoyo.

Sa(4) beon, sa beon, igeoneun mwoyeyo? Igeoneun mwoyeyo? Igeoneun mwoyeyo? Igeoneun or jeogeoneun, what kind of situation here? Igeoneun mwoyeyo, okay, igeoneun or jeogeoneun? Jeogeoneun? Igeoneun mwoyeyo, igeoneun mwoyeyo, igeoneun mwoyeyo? But the speaker and listener are you know a little bit close, right? You know, in the close distance, okay? And then we can say... igeoneun mojayeyo. Imagine that we are at a shop, we are at a shop, oh igeoneun mwoyeyo? Igeoneun mwoyeyo, igeoneun mwoyeyo, right? And then the clerk can say oh, igeoneun mojayeyo. Igeoneun something else, igeoneun something else, okay? OK so igeoneun mojayeyo. Here, igeoneun mojayeyo, okay, I'll ask you, igeoneun mwoyeyo? Igeoneun mojayeyo. {Igeoneun mojayeyo}, okay, jalhaesseoyo. O(5) beon, o beon, number 5, geugeoneun or jeogeoneun? Geugeo is that, jeogeo is that over there, right? Far, far, so, jeogeoneun sajeonieyo. B answered, jeogeoneun sajeonieyo. So which one? {Jeogeoneun} Jeogeoneun, very good, very good, okay. Based on the B's answer, right? You chose jeogeoneun, right, very good, very good, okay. You ask me this question, A's question. {Jeogeoneun mwoyeyo?} Jeogeoneun mwoyeyo? Oh, jeogeoneun sajeonieyo, sajeonieyo, dictionary, sajeonieyo, sajeonieyo. Number 6, yuk(6) beon, geugeoneun Hanguk jidoyeyo? Answer. Ne, {igeoneun Hanguk jidoyeyo}, ne, ne. So... suppose that you have a Korean dictionary, okay you have a Korean dictionary with you and then I am asking you this question geugeoneun, geugeoneun Hanguk jidoyeyo? {Ne} ne, and then you should say, igeoneun, right, because that item, Hanguk jido is close to you, right? So igeoneun Hanguk jidoyeyo. Igeoneun Hanguk jidoyeyo,

Lecture 14\_Unit 2 이거는 뭐예요? Grammar 2, Speaking 1

**Practice Exercise**

4) A 이거는 뭐예요?  
 B (이)거는/저)거는) 모자예요.  
 ↳ 이)거는) 모)자)예요.

5) A (그)거는/저)거는) 뭐예요? ↳ 저)거는) 뭐)예요?  
 B 저)거는) 사)전)이에요.

6) A 그)거는) 한국 지도)예요?  
 B 네, (이)거는/저)거는) 한국 지도)예요.

jalhaesseoyo. OK one more time, geugeoneun Hanguk jidoyeyo? Ne, igeoneun Hanguk jidoyeyo, Hanguk jidoyeyo. Very good, aju jalhaesseoyo.



Then next one, OK we'll move on to Speaking, malhagi (말하기), okay, malhagi malhagi. But before before we move onto the speaking malhagi part, more questions. Is it okay for you? Ne, igeoneun mwoyeyo? Geugeoneun, geugeoneun, igeoneun mwoyeyo? {Geugeoneun chokollisieyo}. Geugeoneun chokollisieyo, majayo chokollisieyo. I like this dark chocolate, chokollisieyo, ne, chokollit (초콜릿). I have a chocolate. Geureomyeon igeoneun mwoyeyo? Igeoneun mwoyeyo, igeoneun mwoyeyo? Geugeoneun geugeoneun angyeongieyo (안경이에요). You can say geugeoneun angyeongieyo, okay, joayo. Igeoneun mwoyeyo? Igeoneun, igeoneun mwoyeyo? Igeoneun mojayeyo. {Mojayeyo}, mojayeyo, okay, igeoneun mwoyeyo? Igeoneun mwoyeyo? Igeoneun, igeoneun mwoyeyo? You remember this? Murieyo, murieyo, murieyo, mul, mul, murieyo, ne, joayo. Okay, geureomyeon igeoneun mwoyeyo? Igeoneun mwoyeyo? Igeoneun mwoyeyo? Toilet peipeoyeyo, igeoneun hyuji (휴지), hyuji hyuji {hyuji} hyuji hyujiyeyo. Ieyo or yeyo? You should choose the proper ending, okay? Ieyo, hyuji- ieyo, yeyo, yeyo. Hyujiyeyo, hyujiyeyo, no bachim, hyujiyeyo, joayo. Geureomyeon igeoneun igeoneun mwoyeyo? Igeoneun yeolsoeyeyo. Oh, thank you for remembering yeolsoe (열쇠). He he got it right, yeolsoeyeyo, sijak, yeolsoeyeyo, dasi igeoneun mwoyeyo? Yeolsoeyeyo, yeolsoeyeyo, yeolsoeyeyo, joayo. Geudaem, okay, umm I have something, igeoneun mwoyeyo? Bolpenieyo, bolpenieyo, ne, bolpenieyo (볼펜이에요). Geudaem, igeoneun mwoyeyo? Igeoneun, igeoneun mwoyeyo? {Scissors} Gawi (가위), gawiyeyo or ieyo? Gawiyeyo, gawiyeyo, gawiyeyo, igeoneun mwoyeyo? Igeoneun mwoyeyo? {Geugeo}, geugeoneun, geugeoneun, igeoneun mwoyeyo? Igeoneun mwoyeyo? Igeoneun mwoyeyo? Igeoneun mwoyeyo? Kal, igeon mwoyeyo? Kal (칼), kal, kal, kal, karyeyo, karyeyo, karyeyo, dasi hanbeon, igeon mwoyeyo? Igeon mwoyeyo? Geugeon karyeyo, karyeyo, jalhaesseoyo.



How about this one? Igeon mwoyeyo, igeon mwoyeyo? Oh, highlighter, highlighter, we say hyeonggwangpen (형광펜). {Hyeonggwangpen}, "hyeong-gwang-pen", {hyeonggwangpen}, hyeonggwangpen, hyeonggwangpen, hyeonggwangpen. OK it's a little bit hard, okay? Hyeonggwangpen, hyeonggwangpen, hyeonggwang means fluorescent. Hyeonggwangpen, hyeonggwangpen, hyeonggwangpen, ne, igeoneun mwoyeyo? {Geugeoneun hyeonggwangpenieyo}.

Ne, majayo, hyeonggwangpenieyo, geugeoneun hyeonggwangpenieyo, okay, the last one. I will show you the last one, okay, igeoneun mwoyeyo? Igeoneun mwoyeyo? Igeoneun mwoyeyo? Read Korean, read Korean, not English, okay? Igeoneun mwoyeyo, igeoneun mwoyeyo, uh? Gimchi? Gimchi {Ramyeon} Ramyeonieyo, okay. I got this here uh at Raja store, uh okay, Raja store, in the shopping center. Gimchi, gimchi ramyeon, okay, we call this kind of instant noodles ramyeon, ramyeon, ramyeon, ramyeon, ramyeon. We have a variety of you know ramyeons. Jinjja (진짜) ramyeoni jongnyuga manayo. Jongnyuga manayo (종류가 많아요), manayo, so this is gimchi ramyeon (김치 라면). Kimchi flavored, okay? Gimchi ramyeon, okay, joayo, gimchi ramyeon, okay. Jocho yeoreobun, okay? Who wants this one? Gimchiramyeon? Uh okay okay, yeah, baksu... This is a reward (laughing..), he got a good job, he remembered the yeolsoe, yeolsoe, gamsahamnida, okay. His friend is coaching gamsahamnida. OK so you have to share that ramen with him, okay? Okay, gimchi ramyeon, ramyeon, try, okay, that is gimchi ramyeon, joayo. Yeoreobun, jalhaesseoyo, jalhaesseoyo, jalhaesseoyo, dasi hanbeon baksu. Ne, jalhaetseumnida.



OK now we will see malhagi, speaking speaking, okay. This is a conversation between Ram and ajumeoni (아주머니), okay ajumeoni. But this is kind of you know a store. I think you know stationery store, store situation, store situation, okay, shop, okay. So Ram, Ram said Hangugeo sajeon isseoyo. Hangugeo sajeon isseoyo? OK, so, Hangugeo sajeon isseoyo? In English? Is there a Korean dictionary? Or do you have Korean dictionary? OK, joseumnida. Ajumeoni, ajumeoni said, "aniyo, eopseoyo, aniyo, eopseoyo." So we can call the you know clerk there, ajumeoni (아주머니) because she is a middle-aged woman. We don't know her, okay? We don't know her but we can call her ajumeoni. She looks like a middle-aged woman, okay, ajumeoni. Annyeonghaseyo, ajumeoni. Hangugeo sajeon isseoyo? Aniyo, eopseoyo. Something like this kind of you know situation okay? Got it? Okay, joayo, Ram said Ram, what did he say? Igeoneun Hangugeoro, Hangugeoro mwoyeyo? Mwoyeyo? Igeoneun Hangugeoro? Hangugeoro (한국어로)- in Korean. Mwo means what, so what is this called in Korean? How do I say this in Korean? OK? Ne, gwaenchanchyo? Igeoneun Hangugeoro mwoyeyo? Sijak, igeoneun Hangugeoro mwoyeyo? Han beon deo, igeoneun Hangugeoro mwoyeyo? Han beon deo, igeoneun Hangugeoro mwoyeyo? Jayeyo, jayeyo, ja (자)- ruler, ruler, ruler. Ja, jayeyo, jayeyo, OK. And then, jeogeoneun, is that- jeogeoneun... yeonpirieyo? Yeonpirieyo (연필이에요)? Sijak, jeogeoneun yeonpirieyo? OK, yeonpil, yeonpil is a pencil, yeonpirieyo, jeogeoneun yeonpirieyo? Aniyo, bolpenieyo, bolpenieyo, ball point pen. Bolpenieyo, yeonpil, bolpen, okay. So, I am Ram, you are ajumeoni, there, OK? Let's go, Hangugeo sajeon. Annyeonghaseyo, Hangugeo sajeon isseoyo? {Aniyo, eopseoyo} Oh, igeoneun Hangugeoro mwoyeyo? {Jayeyo.} Jeogeoneun yeonpirieyo? {Aniyo, Bolpenieyo} Bolpenieyo. Oh, jalhaesseoyo. Now, I am Ram, you are ajumeoni, sijak. {Hangugeo..} Eoseo oseyo, I will say eoseo oseyo (어서 오세요), ne. {Annyeonghaseyo?} Annyeonghaseyo Ajumeoni. Hangugeo sajeon isseoyo? Isseoyo? Dasi dasi sijak, Hangugeo sajeon isseoyo (한국어 사전 있어요)? Aniyo (아니요), eopseoyo (없어요). Igeoneun Hangugeoro (한국어로) mwoyeyo (뭐예요)? Uh jayeyo (자예요). {Jeogeon yeonpirieyo?} Aniyo, bolpenieyo, bolpenieyo. Ram is, you know, Ram is learning Korean. That's why he has a lot of curiosity, right? OK that's good, joseumnida (좋습니다), ne, okay.

Next one, I(2) beon, i beon, let's go to i beon, i beon galgeyo. We have jido (지도), jido, a map. Piltong (필통), what is piltong in Korean? Piltong, in Korean is piltong, right. What is, geureom piltonggeun Yeongeoro, in English, yeongeoro mwoyeyo? Piltonggeun yeongeoro, yeongeoro mwoyeyo? Piltonggeun yeongeoro mwoyeyo? Pil, pil, 'pil'-'tong'. Pencil case, pencil case, you remember yeonpil (연필), pil tong, tong means container, container, this one can be multong (물통), multong, okay, mul, inside we have water, right, multong, okay, joayo. Piltong, piltong, chaek, chaek- book, sajeon- dictionary, sajeon dictionary, joayo. I am Ram, you are ajumeoni, let's go. Jido isseoyo? {Aniyo, eopseoyo} Igeoneun Hangugeoro mwoyeyo? Piltongieyo. {Piltongieyo} piltongieyo. dasi sijak, piltongieyo. Jeogeoneun chaegieyo (책이에요)? {Aniyo, sajeonieyo.} Sajeonieyo, aniyo, sajeonieyo (사전이에요), sajeonieyo, oh jalhaesseoyo yeoreobun.



This is number two, number three, number three, okay, we have sinmun, sinmun, newspaper, sinmun, okay, japji, japji, japji. Okay chaek, chaek, gongchaek, gongchaek is notebook, gongchaek is notebook. Sinmun, sinmuneun yeongeoro mwoyeyo? Newspaper majayo, newspaper. How about japji (잡지)? Japjineun, japjineun yeongeoro mwoyeyo? Japjineun yeongeoro mwoyeyo? Magazine, magazine, okay. Japji, say it together, sijak, japji, {japji}, japji, {japji}, japji, japji, japji japjineun ye, japjineun magazine, magazine, okay, joayo. Now I am Ram, you are ajumeoni, sijak, sinmun isseoyo? {Aniyo, eopseoyo.} Igeoneun Hangugeoro mwoyeyo? Japjiyeyo. {Japji} Jeogeoneun chaegieyo? {Aniyo, gongchaegieyo.} Gongchaegieyo, gongchaegieyo, joayo, aju jalhaesseoyo.

Sa (4) beon, sa beon bolgeyo (볼게요), we have usan, usan, jiugae, jiugae, gabang, gabang, jigap, usan umbrella, jiugae eraser, gabang bag bag, jigap? Jigap, jigap, jigap, jigap, jigap wallet or purse, okay? Jigap, jigap, joayo, jigap, jigap, say it together, sijak, jigap jigap jigap jigap jigap (지갑). Daseot beon, dasi sijak, jigap jigap jigap jigap jigap, ne, joayo. Jigap, jalhaesseoyo. You are Ram, I am ajumeoni, sijak, usan. Usan isseoyo? Aniyo, eopseoyo. Igeoneun Hangugeoro mwoyeyo? Jiugaeyeyo. Jeogeoneun gabangieyo? Dasi, jeogeoneun gabangieyo? Aniyo, jigabieyo, okay, jigabieyo, jigabieyo.

Now it's your turn, okay? Number one, number one, but we should have a pair, namhaksaeung (남학생) and yeohaksaeung (여학생), okay? This time, because we have ajumeoni here. Uh but if you have you know two namhaksaeung-s, and then we can say ajeossi, ajeossi, ajeossi, okay, ajeossi- middle aged uncertain man, you can call middle aged man ajeossi, ajeossi, (아저씨). But be careful, don't say don't say too much like ajumeoni, ajumma, you know, women don't like that kind of a title, okay? Especially I don't like it, okay? (laughing..) Even though I am a middle aged woman, if somebody says ajumeoni, (laughing) okay, yeah? That's good, joayo, ne, geureomyeon il beon, il beon, il beon, il beon hal saram? Il beon, son deureuseyo (손 들으세요), il beon, you don't have enough time, let's go, il beon, now, il beon, il beon, il beon, try, try, il beon, il beon, any volunteer? Okay, there, il beon, il beon keopeul (커플, couple), joayo, i beon, i beon, i beon, i beon, let's go, i beon, i beon. I beon, hey, hey guys, you got ramyeon, you should contribute to something. (laughing) OK i beon, you two, i beon, okay? Uh yeah, i beon, sam beon, sam beon, sam beon, let's go, sam beon, uh sam beon, sam beon, son deureuseyo, son

deureuseyo (손 들으세요), sam beon, sam beon, sam beon, hey, come on, don't be shy, huh? Don't be shy, you can make a mistake, it's okay, it's okay, okay. Uh sam beon, sam beon, okay, sam beon, 3, 2, only 2, okay, sam beon. Sa beon, sa beon, sa beon, sa beon, 4beon, 4beon, let's go, okay, 4beon, you two, okay. Let's go, il beon naoseyo (나오세요). Il beon, il beon, bring your microphone, microphone, we need one more microphone, okay, give it to me, okay, yeah. Il beon ppalli (빨리), ppalli, ppalli naoseyo, we don't have enough time, okay, ppalli naoseyo, okay...




OK, let's go. Ne, "annyeonghaseyo?" Jamkkan (잠깐), jamkkan, dasi, sijak. "Student A: Annyeonghaseyo, jeoneun Nobeuimnida. Student B: Annyeonghaseyo, jeoneun Sattiaimnida. Ne, Student A: Hangugeo." Don't read it, you should look at her, okay, acting, acting is needed, right? Acting. "Student A: Hangugeo saja.... Sajan, uh sajeonieyo, Hangugeo sajeonieyo." Dasi, dasi, dasi, okay, Hangugeo sajeon, okay, let's practice, Hangugeo sajeon, sijak, Hangugeo sajeon, Hangugeo sajeon, Hangugeo sajeon. Ne, Hangugeo sajeon. Saja is a lion, okay, saja (사자) is a lion. Hangugeo sajeon, Korean dictionary, dasi, sijak. "Student A: Hangugeo sajeon isseoyo? Student B: Aniyoyo, eopseoyo. Student A: Igeoneun Hanguk, Hangugeoro, um mwo jayo? Mwoyeyo, mwoyeyo? Student B: Jayeyo." Pointing at something over there, okay. "Student A: Jeogeoneun, yeonpil, yeonpirieyo? Student B: Aniyoyo, bolpenieyo." Ne, jalhaesseoyo, ne, gamsahamnida, baksu, baksu, okay, they made some mistakes, that's why it's funny, right? Okay, yeah, thank you for giving us, you know, some smiles, okay, joayo. Ne, i beon, i beon naoseyo, i beon, i beon, hey, let's go, okay, let's go, i beon, i beon, okay, okay, joayo. Jido, piltong, chaek, sajeon, okay. So, acting, acting, acting, okay. "Student A: Annyeonghaseyo, jeoneun Sairamimnida. Student B: Annyeonghaseyo, jeoneun Sriramimnida. Student A: Jido isseoyo? Student B: Aniyoyo, eopseoyo. Student A: Igeoneun, igeoneun Hangugeoro mwoyeyo? Student B: Piltongieyo. Student A: Jeogeoneun, jeogeoneun chaegieyo? Student B: Aniyoyo, sa, sajeonieyo." Yes, jalhaesseoyo, baksu. Baksu, jalhaesseoyo, okay, wow, sajeon, sajeonieyo, sajeonieyo. But please use your hand gestures, okay? Igeoneun, jeogeoneun, okay huh? This kind of acting is needed, alright? And also this kind of hand gestures can help you memorise better, right? OK.



Ne, sam beon, sam beon naoseyo, sam beon, ne, sam beon, sam beon galgeyo (갈게요). 3beon, 3beon, click, click, ne, sinmun, sinmun, japji, chaek, gongchaek, okay, gapsida (갑시다). Let's go, ne, gwaenchanayo? Ye. "Student A: Annyeonghaseyo, jeoneun beuragatiimnida. Student B: Annyeonghaseyo, jeoneun Shambhaviimnida. Ne. Student A: Sinmun isseoyo? Student B: Aniyoyo,



eopseoyo. Student A: Igeoneun, igeoneun, igeoneun Hangugeo.... Hangugeoro, Hangugeoro mwoyeyo? Student B: Japji-yeyo. Japjiyeyo. Student B: Japjiyeyo. Student A: Jeogeoneun chaegieyo? Student B: Aniyo, gongchaegieyo.” Okay, okay, good job, jalhaetseumnida. OK da gachi practice, japjiyeyo, japjiyeyo, japjiyeyo, okay, japjiyeyo. And you also know, you know, the rising intonation when you try to say a question, right? OK so, jeogeoneun chaegieyo? Jeogeoneun chaegieyo? Ieyo, okay, ieyo? Rising intonation, okay? Number four, number four, number four, let's go, number four, okay, number four, umm sijak. “Student A: Annyeonghaseyo, jeoneun Baibabiyeyo. Student B: Annyeonghaseyo, jeoneun Geolgayeyo. Student A: Usan isseoyo? Student B: Aniyo, eopseoyo. Student A: Igeoneun Hangugeoro mwoyeyo? Student A: Jiugaeyeyo. Student A: Jugeoneun gabangieyo? Student B: Aniyo, ja... gap... jagabieyo. jigabieyo.” Ne, jalhaetseumnida, baksu, baksu, aju jalhaesseoyo yeoreobun. Jigap, jigabieyo, jigabieyo, jigap, say it together, jigap, jigap, jigap. OK very good, aju jalhaesseoyo, okay.



Without some practice, you just did it, that's why, you know, you made some mistakes, but it's okay, it's a kind of, you know, process of learning a foreign language, okay? Don't be afraid of, you know, mistakes, it's okay, it's okay, okay, you'll be better, you'll improve, okay, very good. Ne, so that's all for today, okay. We'll wrap things up for today, is it okay? Ne, you want to learn more? Ne, okay, thank thank you for your hard work. Ne, gamsahamnida, gamsahamnida (감사합니다) and annyeonghi gyeseyo (안녕히 계세요).