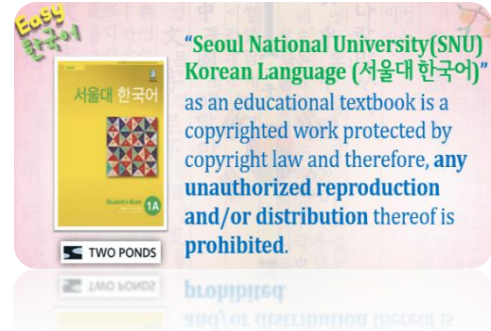


**Korean I**  
**Prof. Soojin Shim**  
**Department of Humanities and Social Sciences**  
**Indian Institute of Technology – Madras**  
**Week - 07**  
**Lecture - 23**



**Level Up Your Korean: New Transcription Format**

To enhance your Korean language learning experience, we've decided to provide more **authentic/original Korean transcripts** starting from **Lecture 18** (Unit 3) onwards. While English romanization will still be included for reference, we encourage you to **prioritize reading and understanding the Korean script** directly.

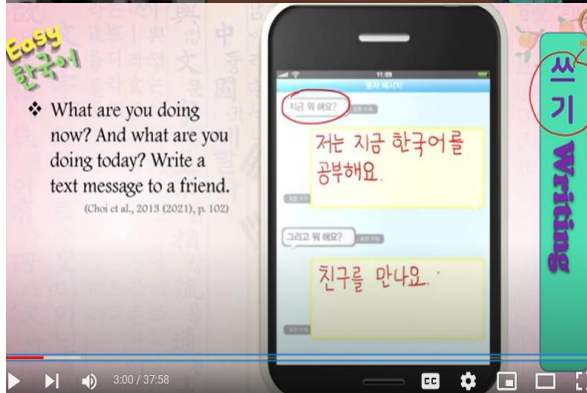
**Here's a tip:** Start slowly and gradually increase your reading speed. If you find it challenging, we recommend reviewing your Hangeul lessons.

Remember, learning a new language takes time and effort. **You can do it!** Keep practicing and stay motivated. **여러분 할 수 있어요! 파이팅!**

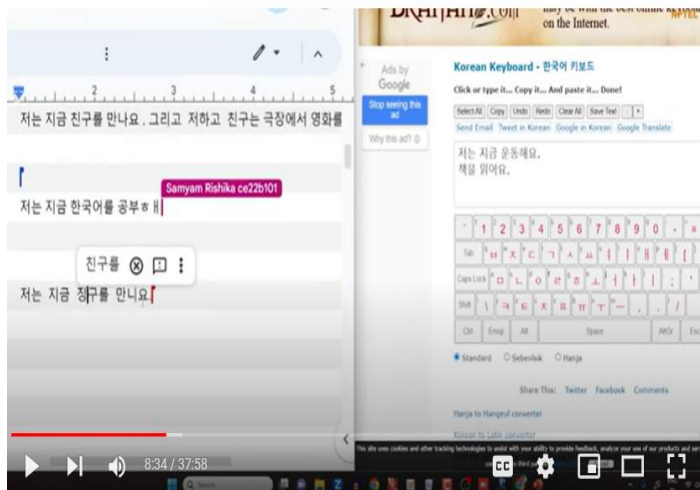
여러분(yeorebun), 안녕하세요. {Annyeonghaseyo.} 안녕하세요, 안녕하세요. 네, 우리 옆에(yeope) 친구에게도 인사해요. 안녕, 안녕, 안녕, 좋아요. 우리 NPTEL 친구들에게도 인사해요. {안녕하세요.} 안녕, 안녕, 네, 아주 잘했습니다. So you feel comfortable now, right? When you say annyeonghaseyo and annyeong, okay. 네, 좋아요. 우리 오늘도 3 과, 3 과, 3 과, Unit 3 배워요. 네, 삼 과의 제목은 뭐예요? 한국어를 공부해요. 한 번 더, 한국어를 공부해요. Okay, we'll cover Writing, Pronunciation, Culture note and subject today.



So Writing first, okay, writing, writing is 쓰기, 쓰기. Can you see this one? 쓰기, 시작, 쓰기, sseugi, 쓰기, 쓰, 쓰, 쓰기, 쓰기. So you need to write, you need to write, okay, something about, you know, text message uh text message. So what are you doing now? In Korean? 지금 뭐 해요? Very good. 지금 뭐 해요? You have to get a microphone, okay. Good voice, nice voice, okay. 지금 뭐 해요? {지금 뭐해요?} 지금 뭐 해요, 지금 뭐 해요? And then you can answer me. {한국어를 공부해요.} 한국어를 공부해요. Very good. 한국어를 공부해요, 한국어를 공부해요. OK. I can write here. 저는 저는, 지금 지금, 한국어를 한국어를 배워요 or 공부해요. 한국어를 공부해요, 저는 지금 한국어를 공부해요. Very good and the next question is




그리고 뭐해요, 그리고 뭐해요? What are you goanna do today? Okay? And 그리고 뭐해요? What are you goanna do? OK. 그리고 뭐해요? Write a text message to a friend, okay? 네, 좋아요, 그리고 뭐해요? Geurigo mwohaeyo? 그리고 뭐해요, 여러분? Your free answer. 그리고 뭐해요? After this, 친구를 만나요. 좋아요. Chingureul mannayo. 친구를, chingureul, 친구를 만나요. OK. This is perfect. 아주 완벽해요, 아주 좋아요, 아주 좋아요. Now we will try, okay? Now we will try. Today we goanna try, you know, typing, typing in Korean. Got it? 네, 좋아요. Wow, you are here, you are already here. Someone already typed, okay. 네 네, You see this one? This is a Korean keyboard, right? Korean keyboard. 네 네, 좋아요. Let's try, let's try, okay. So 지금 뭐 해요, 지금 뭐 해요? You can write, like, you know, 저는 지금 한국어를 공부해요, 한국어를 배워요. OK. But don't type this one, okay? OK. You can make a story, your story, okay? 네, 좋아요. Let's try. OK, I can show you, so 저는 지금, 저, 저, ㅈ first, where is it? ㅈ here, right? ㅈ, ㅣ, ㅣ, this one, right? 저는, 는 는, ㄴ ㄴ ㄴ, —, —, here, — and then ㄴ, okay? 저는, this is 저는. And then space space, 저는 지금, ㅈ ㅈ, again, ㅈ, ㅣ, 지, ㅈ 금, ㅈ ㅈ, —, ㅁ, right okay? ㅁ, 저는 지금 space 저는 지금, 저는 지금, okay. What do you want to say, what do you want to say this one, 운동해요. OK. 운동해요, 운, 운, 운, 운, [ㅇ] [ㅇ], okay, 이응(ㅇ), 이응, this 이응, 우, 운, 운, 동, 동, 동, ㅌ, ㅌ, okay, ㅇ, ㅇ, 해, ㅎ, ㅎ, ㅎ, okay, ㅈ, 해, ㅈ, 요, 요, 요, okay? 운동해요. Something like this, got it? OK. Try, try, okay, try..... NPTEL students, you can try, you can try. You can type in Korean. You can search, you know, a Korean keyboard on the internet, okay, so you can google, you can google a Korean keyboard and then okay. Try, try..... Oh, someone is typing now. 저는 지금 친구-를, 친구를, space, 친구를, this one 친구를 aha 만나요. ㅁ, ㅣ, ㄴ, 만나요, 만나요, okay, try, try. OK. Let's see. This one, what is this one? 책을 찬을, we have a suggestion here, 찬을, not 찬을, 책을, 책을. You want to say 책, book, book, okay, not 찬, chaek, 책, 책, okay, here, I can show, right? 책, oh..... I cannot type here, okay. 책, 책, I can show you here. 책, 책, 여러분, 책. ㅈ, ㅈ, where is ㅈ? ㅈ, ㅈ, ㅈ, okay? This is 책, this is 책, right? 책, 책을 읽어요, 읽어요. 책을, 아우 책을, 읽, okay, now I am typing 읽. OK. 읽 has, you know, ㅁ and ㅈ, uh consonants, okay, 받침, okay, 읽, 어, 어, 어, 요, 읽어요, 책을. Someone is saying naneun. Don't say naneun, okay? Don't say 나는, okay? We are now focusing on informal polite speech style, okay? So which ends with 요, 해요, 요, okay? You remember that, huh? In that



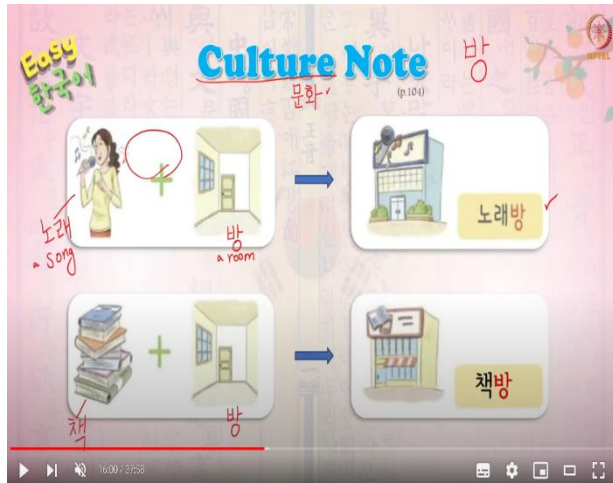
case, you can say 저는, 저는, okay? In a humble way, humble way, okay? 저는 블라블라블라블라 해요. Jeoneun beullabeulla beullabeulla-yeyo, ieyo, isseoyo, yeyo, yo yo yo yo yo yo, okay? OK, OK. 요요요요요. OK. 나, no 나, okay? No na, okay, jeoneun jeoneun, no na here okay? 저는 선생님을 만나요, 만나요, 만나요, 저는 선생님을 만나요. OK, OK, 좋아요. 지금 운동해요. 친구 친구? 친구를 만나요. Who wrote this? 친구를 만나요. 친구를 만나요. 친구를, 친구를, we

have a suggestion here. 친구를, 친구를 만나요. Not 친구. Be careful, the spelling, spelling mistake, typo. 친구 아니고 친구, 친구를 만나요. 친구를 만나요. 저는 지금 한국어를 공부해요. 애, ㅐ vowel, ㅐ vowel is here, right? ㅐ ㅐ ㅐ, 한국어를 공부해요, 공부해요. 저는 지금 밥을 먹어요. 좋아요. Igeo geureochyo. 저는 지금 밥을 먹어요. Babeul meogeoyo. 그리고, and then, 그리고. You have to write 그리고, geurigo, 그리고. 그, where is 그? 그 그, and 그, 리 리, 고, okay? 그리고, 그리고, 좋아요, 그리고, 그리고 그리고 something, something. OK. Are you done, you done? 네, not 친구, okay, correct jingu, okay? 친구, chingu, 친구, 친구, 친구, ㅈ ㅈ, not 친구, 친, 친구, 친구, 친구, 친구. 네..... 저는. OK. Look at this one... 저는 지금 게임 놀아요(norayo)? 저는 지금 게임을 해요(haeyo). OK, space, okay, space. 저는, space, 지금, space, 게임을. OK, I'll correct. 게임, geimeul, 게임을 해요. OK. 게임을 해요, okay. Don't say 게임을 놀아요, Geimeul haeyo. 게임을 해요. Try try, okay, 게임을 해요, 게임을 해요. OK. I'll write it here. 게임을 해요, 게임을 해요. OK. Like this, 게임을 해요. Geimeul haeyo. 게임을 해요, got it? 네, 괜찮아요, 여러분? 네, OK, So... you have to finish this, this one, ok, typing in Korean, but just, you know, two, two sentences are enough, okay, within today. NPTEL students, you have to try, okay, typing in Korean, typing in Korean, yeah, sending text message in Korean, okay, this is our practice today, okay, 네, 좋아요, okay, 친구, not 친구, oh, you remember? OK, This one, be careful, not 친구, no, not 친구, okay, 친구, 친구, 친구. You can also write in this way... Okay? This is also fine. 친구, ㅈ ㅈ, 친구, 네, 좋아요, OK, 네, 잘했어요, 여러분, 잘했어요.

Now, we'll move on to the Culture Note, okay, culture note, okay. Today's culture note is 방. 방 culture, 방 문화, 방, rooms in Korea, okay? 방, bang, 방, 방, 방, 방 culture means, culture means 문화, culture is 문화. Say it together. 문화(munhwa), 문화, 시작, {문화} munhwa, 문화, 문화. This is 문화, right? Culture note room, 방 방 방, 방 문화, 방 방 방 방. Say it together, 방, 방, 방, 방, okay, 방. OK. So, in Korean culture the concept of room is different from that of western culture actually, okay. So, Koreans think of rooms as multipurpose spaces rather than private ones, okay? It's kind of you know multi, multi-purpose space. Alright, so adding, adding the word room to a name of commercial facility or public facility is very common in Korea, okay, so here are some examples you can see first. OK. This one, what is this one? 이거는 뭐예요, 여러분? Mwo hago, mwo haeyo? 지금 뭐 해요? {가수} Gasu, noraе, 노래 노래해요, 노래 노래(noraе), 노래 노래, song, 노래, song, 노래, song, 노래해요, 노래해요. And this one. 이거는 뭐예요? 방 방 방, room, right? 방, room, 방 방. And then you can combine these two words together. Okay, how can you make it, how can you coin a new word, a new meaning? {방}. Compound word, this is called a compound word. What is this? 이거는 뭐예요? Noraebang, 노래방, okay, 노래방. OK. So adding, adding the word 방 to this kind of space can give us you know a more friendly feel, right? A more friendly feel. OK. Say it together. 다 같이 시작, 노래방,



noraebang, 노래방, 노래방, 노래방, so 노래방, 노래방, 노래방, 노래방. Noraebang literally means a room where you sing songs, right? You sing songs, okay? OK. That's very good. OK. so, in English we say, karaoke karaoke, karaoke. But in Korea, we say, 노래방, 노래방, okay, 노래방. People often go there to sing songs and have fun together with their friends and family, okay? OK. So our 노래방 facility is very, very good. Very good, okay? Yeah. 노래방. I can show you. Yeah, this is 노래방. Can you see it uh? You can sing songs, and you can dance together. Uh okay, so you can see here, what is this? The lyrics, the lyrics of the song, okay, here. Can you see it? They are enjoying, right? They are enjoying. OK, so this is 노래방, 노래방, 다 같이 시작, {노래방, 노래방} 노래방. This is 노래방. OK. Next one, you can see here. What is this? 이거는 뭐예요, 여러분? {책} 책이에요, 책, chaek, 책. This is 책. 이거는 책이에요. 그리고 방 있어요, 방 있어요. And then, what can we get? 책방, 맞아요, 책방, okay, 책방, 시작, {책방} 책방, {책방} Chaekbang, which is a bookstore. OK. 책방, 책방, 책방, chaekbang, 다 같이. Say it together, 책방, 책방, 책방, okay, 책방 좋아요, 책방, 네, OK.



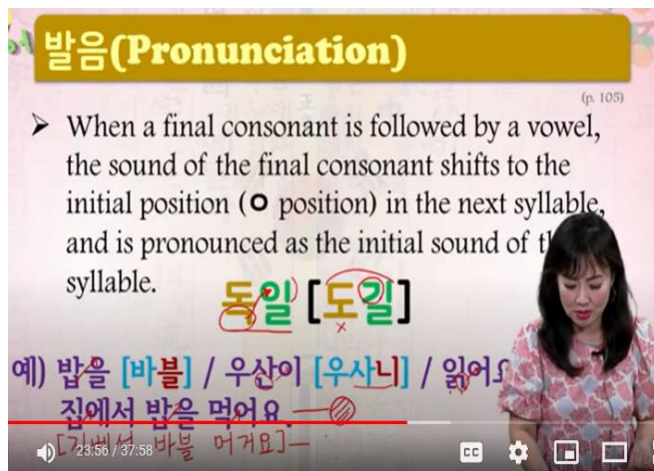
We also have another one, okay. We can see here. What is this? 이거는 뭐예요? Uh yeah, have you heard of you know this room? This space, huh? You've seen it you know a lot. Noraebang and this one. What do you call? Maybe jjimjilbang. We say jjimjilbang. 찜질방, 찜질방, 찜질방, which is a Sauna room. Sauna, sauna, okay, 찜질방, 찜질방. Say it together, 찜질방, 찜질방, jjimjilbang, 찜질, 찜질방, 찜질방, 찜질방. OK. People often go there to sweat our toxins and relieve their stress in heated rooms, okay? OK. So jjimjilbang is very good. OK. I usually went there with my family and friends together. I enjoyed, you know, a fun time, fun time there. We can eat, you know, very delicious food as well. We can also work out, work out and we can enjoy sauna and sweat out, okay, that's very good. That's very good. OK, 찜질방, 시작, 찜질방, 찜질방, 찜질방. OK.

Do you guys, you know, remember you've seen 찜질방, 노래방 scenes in K-dramas? {네} 네, 맞아요. OK, 맞아요. How was it? How was it? When you saw it, how was it uh? How did you feel um? {I feel like different...} Different, okay, different culture, yeah. But yeah did it look like good or bad? {Good.} Yeah, good, good. Yes, yeah. Different culture. {They had more fun there.} Yeah, yeah, yeah. They had more fun there, right, right? Yeah, that is our culture. So foreigners, you know, go there to enjoy their time, okay? Noraebang and jjimjilbang, noraebang and jjimjilbang is kind of, you know, popular, iconic Korean cultural facility, I think. OK. 노래방, 찜질방, 다시 시작, {noraebang, jjimjilbang} 한



번 더, 노래방, {찜질방} 노래방, 찜질방, OK. This one? {컴퓨터방} 컴퓨터방. It's too long. How can you shorten? {컴퓨터방} keompyubang? (laughing..) 컴퓨방, 컴퓨방? {컴방} keombang, 컴방? Let's see. Let's see. 네, 좋아요. {PC 방} PC bang, PC, Personal Computer, right? PC 방, PC 방, PC 방, 네, 좋아요. PC 방, 네. And this one? This one? 이거는요? This is laundry, right, laundry, OK. We say ppallae, {빨래} 빨래, {ppallae} 빨래, {빨래} 빨래, {빨래} 빨래, ppallae, 빨래, okay, 빨래. So okay this one, 빨래방, {ppallaebang} 빨래방, 다같이 시작, 빨래방, {빨래방} 빨래방, {빨래방} 빨래방, okay. This is 빨래. 빨래방, 빨래방 which is a launderette or laundromat in English. OK. 빨래방, 빨래방. 다 같이. Let's Practice, 찜질방 세 번 시작, 찜질방 찜질방 찜질방, PC 방 PC 방 PC 방, 빨래방 빨래방 빨래방. Yes, 빨래방, 오, 좋아요. 잘했어요, 네.


Now we'll see barium. 발음, pronunciation. 발음, bareum, okay, 발음, 발음. Let's see this example. So 이거는 뭐예요, 여러분? {독일} Dogil, 독일, okay, 독, [독-일], Germany, right? [독일], separately, I can pronounce in this separately 독-일, but together, together, together it pronounces like you know {[독일]} [도길] [도길] [도길], okay. This is a very common basic pronunciation rule, okay? When a final consonant here is 'ㄱ', right? When a final consonant is followed by a vowel. This is a vowel, right? This is a vowel, right? Vowel. The sound of the final consonant shifts, shifts here, right? Shifts, shifts to the initial position 'ㅇ', 'ㅇ' position in the next syllable, okay? OK. And it is pronounced as the initial sound of that syllable, okay? So this ㄱ, this ㄱ shifted to the vowel position, okay? ㅇ position, ㅇ position, right? In the next syllable. So no ㄱ here,



and then we can see here ㄱ. Got it, got it? 네, [도길] [도길]. So, it sounds more natural, right? Not [독-일], okay? It's very hard to pronounce 독일 독일. It's kind of you know, linking, liaison, right? 독일, 시작, 독일 독일 독일, okay. Let's see other examples. 밥, okay, we can pronounce this one [밥-을], separately, [밥-을], separately, but together together, [바블] babeul, [바블], okay, [바블] {[바블]} OK. Because you know the 'ㅇ',

this 'ㅇ', this 'ㅇ' consonant doesn't have a sound value, right? OK so 바, [바블] [바블] [바블], 좋아요. [바블] [바블], 시작, {[바블]} [바블], {[바블]} How about this one? 우산(usan), {우산} This one, [우사니] [우사니] [우사니], usani, [우사니] [우사니]. In this case we have two consonants here, right? This one, this one should shift here, okay? 읽어요, {ilgeoyo} [일거요], {[일거요]} [일거요](ilgeoyo), {[일거요]} okay. Now you try this one, this sentence. 집에서 밥을 먹어요. OK, phonetic script should be 지 지, 베 베, okay, 베, 서, [지베서], 바 블, [바블] 바블, 머머 머, 거거, 거 요, okay. [지베서 바블 머거요] {[지베서 바블 머거요]} OK. But you have to be careful when you write the sentence, which one should you follow? Which one? This one or this one? {First one} First one, okay? This one, not this one, right? OK, when it comes to writing the sentence, alright? Ne OK.


You should be careful you know this spelling spelling, okay. 네, 다 같이, 집에서 밥을 먹어요. {집에서 밥을 먹어요.} Jibeseo babeul meogeoyo. 잘했어요, 잘했어요.

<h3>자기 평가(Self Check)</h3>	<p>2. Fill in each blank with the correct particle or word from the box.</p>	<p>3. Look at the picture and complete each sentence.</p>
<p>1. Check all the words that you know.</p> <p><input type="checkbox"/>하다      <input type="checkbox"/>집      <input type="checkbox"/>보다  <input type="checkbox"/>일하다    <input type="checkbox"/>만나다    <input type="checkbox"/>배우다  <input type="checkbox"/>먹다      <input type="checkbox"/>식당      <input type="checkbox"/>학교</p>	<p>을    를    에서    도서관    시장    극장</p> <p>1) 커피( ) 마세요.          2) A 어디( ) 공부해요?          B ( )에서 공부해요.</p>	<p>1)  A 지금 뭐 해요?          B 신문 _____.</p>

3. Look at the picture and complete each sentence.

2)  A 오늘 뭐 해요?  
 B 공원 \_\_\_\_\_.

3. Look at the picture and complete each sentence.


3)  A 시장에서 옷을 사요?  
 B 아니요, 시장에서 \_\_\_\_\_ 사요.

Next one. Now we reached here, Self-check. You just do it by yourself now. I'll just show you. You can say 하다, 집, 보다, 일하다..... OK, OK. How was it? Easy or difficult? Swiwoyo, eoryeowoyo? {쉬워요.} 쉬워요, easy, 어려워요, difficult, okay. 쉬워요, 어려워요? {쉬워요.} 어려워요, 쉬워요? {쉬워요.} Ne, ;let's work it out together. OK. 봅시다. Let's see. Check all the words that you know. Let's go Let's read it together. 읽어요, gachi ilgeoyo. {하다, 집, 보다, 일하다, 만나다, 배우다, 먹다, 식당, 학교} OK. Now English meaning, English meaning, 시작, to do, this one, home or house, okay this one, 이거는, to watch or to see, okay 이거는, 일하다, 일하다, 이거는, to work, to work, to work, 이거는 {to meet} okay to meet, okay, 배우다, {to learn} to learn, 맞아요. What is the antonym of 배우다? 가르치다, gareuchida, 가르치다, 가르치다. Last time, last time I told you about this word, right? 가르치다, 저는 여러분에게 한국어를 가르쳐요. 여러분은 한국어를 배워요. OK. 배우다, 가르치다, gareuchida, baeuda, 다시 한번, 배우다, 가르치다. {배우다, 가르치다} 배우다, 가르치다, 네 잘했어요. 이거는 뭐예요? {To eat} to eat, right, okay? 이거는? {restaurant} restaurant, 이거는? {학교} 학교, school, school, okay. 오, 잘했어요.


그럼 2 번, 이번 가요, 이번. OK. We have '을' 하고 '를' 있어요. Particles, object, object marking particles. '에서' '에서', OK. Somewhere, somewhere 에서, 에서, 도서관, 도서관, library, 시장, market, 시장, market, 시장, 극장, theater, theater. 그러면 1 번, 커피, {커피를} 커피을 or 커피를, {를} 을 or 를? {를} '을' 손들어 보세요, Son deureo boseyo, 을, 을, 을, '을' 손들어 보세요, 을, 을. 오! No one, 아무도 없어요. 네, 아주 잘했어요, 박수, 박수, okay. 커피를, 를 를, 커피를 마세요, 커피를 마세요. 왜요? Waeyo, 왜요? 를, {받침

2. Fill in each blank with the correct particle or word from the box.

을    를    에서    도서관    시장    극장

1) 커피( 를 ) 마세요.      

2) A 어디( 에서 ) 공부해요?  
 B ( 도서관 )에서 공부해요.



30:06 / 37:58

없어요.} 받침 없어요. 커피를 마셔요. How about 밥, 밥? {밥을} 밥-을 or 를? {을} That's right. 밥을, 밥을(babeul), 받침 있어요, here, right? 받침 있어요. 밥을 먹어요. 밥을 마셔요? No, 밥을 먹어요, 밥을 먹어요. 잘했어요. 그럼 2 번, 이 번 해요, 이 번, 괜찮아요, 여러분. {어디에서} You can make a mistake. It's OK. 괜찮아요. {어디에서} 어디 어디, {에서} 어디에서, that's right. 어디에서 공부해요? 어디에서 공부해요? {도서관에서 공부해요} 맞아요. 도서관에서 공부해요. 좋아요. 어디에서? 도서관에서, 에서 에서 에서. It was very good. 네, 잘했어요.

그러면, next one. 네, 3 번. {지금 뭐 해요?} 그림을 보세요. 그림을 보세요. A said, 지금 뭐해요? Sinmun. This is a newspaper. 신문, right? 신문 {읽어요.} Sinmun {ilgeoyo.} 읽어요. Can you write it? 읽어요, 읽어요. Try, try, try writing. 읽어요, 이이, This one 이, right? This one is 이 and then we have double consonants here, double

3. Look at the picture and complete each sentence.

1)  A 지금 뭐 해요?  
B 신문(을)읽어요.


읽어요

31:14 / 37:58

consonants, right? Double consonants. ‘ㄹ’, ‘ㄱ’, right? 읽어요. Very good, very good. 읽어요, 읽어요. Sinmuneul ilgeoyo. 신문을 읽어요. OK. We can drop ‘을’ in spoken language. 신문 읽어요, 신문을 읽어요, 신문 읽어요. Whatever is fine. OK. 신문을 읽어요, 지금 뭐해요? {한국어를 배워요.} 아, 신문을 읽어요. OK. 신문을. Let's try this one. 지금 뭐 해요? {신문을 읽어요.} 한 번 더, 지금 뭐 해요? {신문을 읽어요.} 네, 신문을 읽어요, 어, 잘했어요.

Next one, 그림 2 번, 2 번 보세요. 이 번, 네 여기 어디예요, 여러분? Eodieyo? 어디예요? Park, park, 한국어로? {gongwon}. 공원, That's right. 공원, 공원이예요, 공원이예요, A asked, 오늘 뭐 해요? 오늘 뭐 해요? {Gongwoneseo} 공원에서, 맞아요. 공원에서 뭐 해요? Mwohaeyo? 뭐해요? {운동해요.} 운동해요, 잘했어요. Undonghada, undonghaeyo, 한 번 더, {운동하다, 운동해요.} Very good, 공원에서 운동해요, 와우 아주 잘했어요. 다시, 오늘 뭐 해요? 공원에서 운동해요, 한 번 더, 오늘 뭐 해요? {Gongwoneseo undonghaeyo.} 와우 되게(doege) 잘했어요, 엄청(eomcheong) 잘했어요. 오늘 뭐 해요? 공원에서 운동해요, 공원에서 운동해요. OK.

3. Look at the picture and complete each sentence.

2)  A 오늘 뭐 해요?  
B 공원에서 운동해요.

네, 그러면 3 번, 삼 번 보세요, 삼 번 보세요. {시장에서} 여기는 여기는, 여러분, 어디예요? Yeogineun eodiyeyo? {시장} Where is this place? Where is this place? 여기는 여기는 어디예요, 어디예요? 여기는 어디예요, 어디예요? {baekwajeom..} 어디예요? {백화점..} 어디예요? Sijangieyo? {백화점..} 시장이에요? {아니요} 아니요, {백화점} 시장 아니예요, 시장 아니예요, 어디예요, 어디예요? Baekwajeomieyo. 백화점. Let's write, let's write. 백화점, 백화점. Okay, someone, any volunteer? Try to write. OK, come here, come. 백화점, 백화점. OK, 백화점, 좋아요. 백화점, right here, 백화점. You guys too, okay? Try. 배, 배 배 배 first, and then [k], right, okay, 백화점. Um 백백백 okay, good, good. 화, 화, ㅎ ㅎ ㅎ ㅎ, ㄴ, ㄴ, okay, 화 화 화, okay. 점점 ㅅ, ㅅ, ㅅ, first, okay, ㅅ, ㅅ, 저 저, 점점, okay,

3. Look at the picture and complete each sentence.



받침 right? OK. Is it? Oh! Is this correct or not? Uh let's see. Can you read this one, you wrote 백화침, 백화침, okay, so you have to write 백화점, not ㄷ, 저, 저, okay, 박수. 어 잘했어요, 잘했어요. 네, 아주 잘했습니다. 여러분, 박수 소리가. Your clapping sound is very weak uh. 너무(neomu) 작아요(jagayo), okay? Keuge baksu chyeojuseyo. 크게, 와, 잘했어요. 잘했어요. This is 백화점. 백화점. OK.

So 시장에서 옷을 사요? {아니요.} 아니요, 시장에서 {옷을 안 사요.} We have just you know one, uh one letter space, okay? In this case We should say 옷을 or 안? {안} 안. That's right. That's right. 아니요, 시장에서 안 사요. And then you can also say 시장에서 옷을 안 사요. But this is redundant, right? 옷을 redundant. You can see 옷을 here. So we can drop 옷을, okay? 다 같이, 시장에서 옷을 사요? {Aniyo. Sijangeseo an sayo.} 어 그러면 여러분, 어디에서 옷을 사요? {백화점에서 옷을 사요.} 백화점에서 사요. OK. 다시 시작, {백화점에서 사요.} 다시, I'll ask you again. 여러분, 시장에서 옷을 사요? {아니요. 시장에서 안 사요.} 그러면 어디에서 옷을 사요? {백화점에서 사요.} 백화점에서 사요. OK. Baekwajeomeseo sayo. 어느 백화점에 가요? 어느 백화점에 가요? 여기 첸나이예요. 여기 첸나이예요. 어느 백화점에 가요? {Phoenix Mall 에 가요.} Phoenix Mall-e gayo. 피닉스몰에 가요. 네, 좋아요. 저는 Phoenix Malle gasseoyo. Phoenix Mall 에 갔어요, 그런데 By the way I want to visit a market. 시장에도 가고 싶어요. Sijangedo gago sipeoyo. 어느 시장에 갈까요? 어느 시장에? Which market, huh? Can you recommend me? {T Nagar} 어디에 갈까요? 어느 시장, 어느 시장? T Nagar, T Nagar 시장? 알겠어요. 알겠어요(algesseoyo). 고마워요. 고마워요. Ne jega T Nagar sijange galgeyo. T Nagar 시장에 갈게요. OK. 여러분, 아주 잘했습니다. 우리 다 같이 박수, Keun soriro 박수, 친구한테 잘했다. Compliment, 칭찬, 칭찬, 잘했어, 잘했어, 잘했어, 잘했어. 네, 오늘은 여기서 마칠게요. 여러분, 수고 많았습니다(Sugo manatseumnida). 감사합니다. {감사합니다.} 안녕히 가세요. {안녕히 계세요.}

3. Look at the picture and complete each sentence.

