

INDIAN INSTITUTE OF TECHNOLOGY GUWAHATHI

NPTEL

NPTEL ONLINE CERTIFICATION COURSE An Initiative of MHRD

VLSI Design, Verification & Test

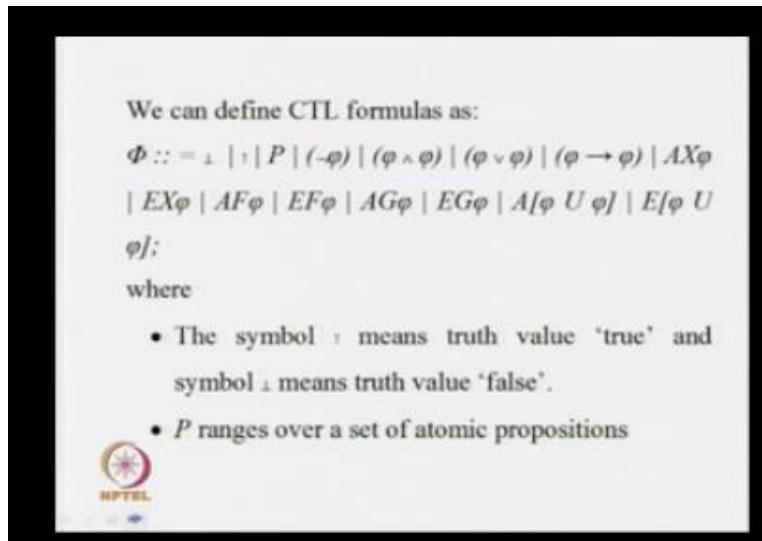
Prof. Jatindra Kr. Deka
Department of CSE
IIT Guwahati

Module IV: Temporal Logic

Lecture IV: Syntax and Semantics of CTL – Continued

So in last class we have introduced a temporal logic called CTL, computational tree logic. So what happens we have seen what is the syntax of CTL and we have discussed how to define the semantics of those particular CTL okay.

(Refer Slide Time: 00:43)




We can define CTL formulas as:

$$\Phi ::= \perp \mid \top \mid P \mid (\neg\phi) \mid (\phi \wedge \psi) \mid (\phi \vee \psi) \mid (\phi \rightarrow \psi) \mid AX\phi$$
$$\mid EX\phi \mid AF\phi \mid EF\phi \mid AG\phi \mid EG\phi \mid A[\phi \ U \ \psi] \mid E[\phi \ U \ \psi]$$

where

- The symbol \top means truth value 'true' and symbol \perp means truth value 'false'.
- P ranges over a set of atomic propositions



So what happens in syntax we have seen that if P is the atomic proposition or set of atomic proposition then all atomic proposition will be treated as your CTL formulas along with the truth values true and false. And we have already seen that if we are having your logical connectives

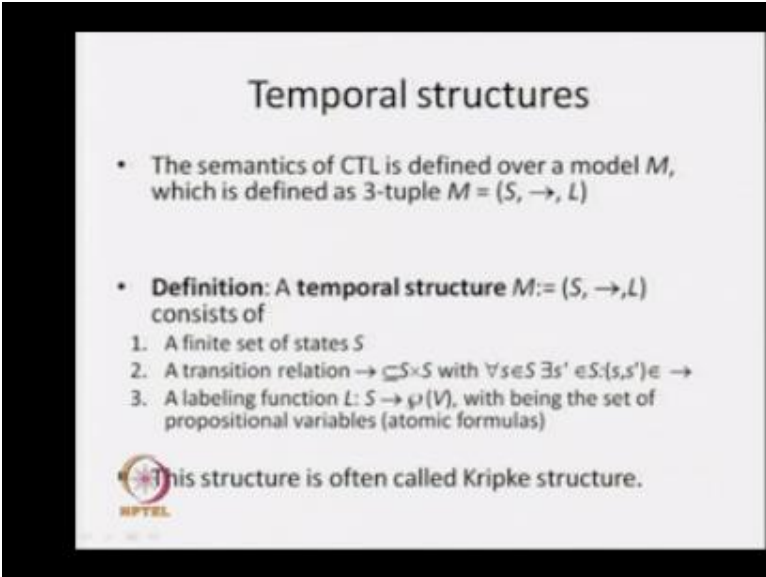
like your AND, OR implication with all those connectives we can again form CTL formula for whether ϕ is a CTL formula.

On the other hand we are having four temporal operators basically we have discussed about four temporal operators NEXT state, FUTURE state, GLOBAL, and UNTIL. So with this particular four temporal operators we can form CTL formula in conjunction to it your path quantifier A and E. So we are going to get this particular eight different forms of your CTL formula. $AX\phi$, $EX\phi$, $AF\phi$, $EF\phi$, $AG\phi$, $EG\phi$, $A\phi U \phi$ and $E\phi U \phi$ okay.

Now what will happen in last class we have seen how to define the semantics of those particular your logical connectives. Today we are going to discuss about the semantics of those particular temporal operators along with your path quantifier A and E, and already I have mentioned that in CTL we are going to deal with state formula that is temporal operator preceded by your path quantifier then it becomes a state formula.

We are going to define the truth values of temporal formulas with respect to state of a model. Now how we are going to define the semantics already I have mentioned that.


(Refer Slide Time: 02:25)



Temporal structures

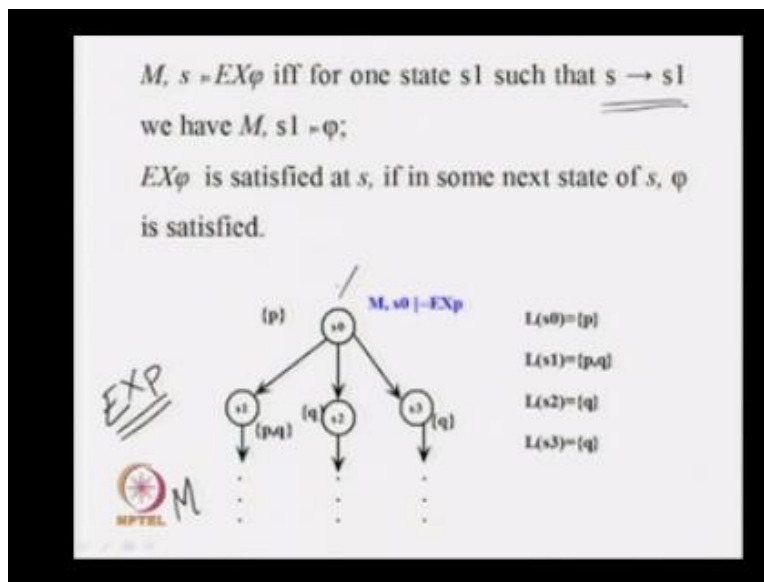
- The semantics of CTL is defined over a model M , which is defined as 3-tuple $M = (S, \rightarrow, L)$
- **Definition:** A temporal structure $M := (S, \rightarrow, L)$ consists of
 1. A finite set of states S
 2. A transition relation $\rightarrow \subseteq S \times S$ with $\forall s \in S \exists s' \in S: \{s, s'\} \in \rightarrow$
 3. A labeling function $L: S \rightarrow \wp(V)$, with V being the set of propositional variables (atomic formulas)

This structure is often called Kripke structure.



To define a semantics we need a model we call it CTL model or temporal structure or Kripke structure, because it is having three components set of states, a transition relation and a labeling function. Already I have mentioned what is labeling function it is basically related to your atomic proposition which are true in that particular state and we are going to level those particular state with α those particular atomic proposition. Now we are going to see how we are going to define the semantics of our temporal operator.

(Refer Slide Time: 03:00)



Now first we are going to consider $AX\phi$ this is you are in all part in next state ϕ holds and we are going to define it in a state, in a model M state S . We are going to say that N as models $AX\phi$ if for all S_1 such that we are having a transition from S_1 to S_1 we have $M S_1$ models ϕ . So you just say that we are going to consider one particular state S , we are going to look for all next state as 1 and such that this 1 in S_1 ϕ holds.

So in next state operator what will happen we are going to see next state what something holds or not if it holds then we are saying that $AX\phi$ holds in this state. So $AX\phi$ is satisfied at S if all next state of S ϕ is satisfied, so we just look into this particular models and we are going to look into this particular model and these are the labeling functions say L as 0 is P that means you are

having a set of atomic proposition P where I'm having PQR these are the three atomic propositions.

So we are having that labeling function, so we say that in S_0 P is true in S_1 , P and Q is true in S_2 , Q is true and S_3 Q is true. Now we are going to look for formula AXQ, so what does it means in all part in next state Q holds or not. So we are going to look into this particular state S_0 , we will see come to our S_1 this is our next state SQ is true at the particular state, because it is labeled with Q.

If you come to S_2 again you will find at Q is also true about here similarly in S_3 Q is also true. So we can say that in S_0 AXQ is true, so you say that M as 0 models AXQ. So this is the way that we are going to define the semantics of our formula AX ϕ so the semantics the meaning is defined with respect to our model. Now the next operator is your EX ϕ that means there exist a path in next state ϕ holds.

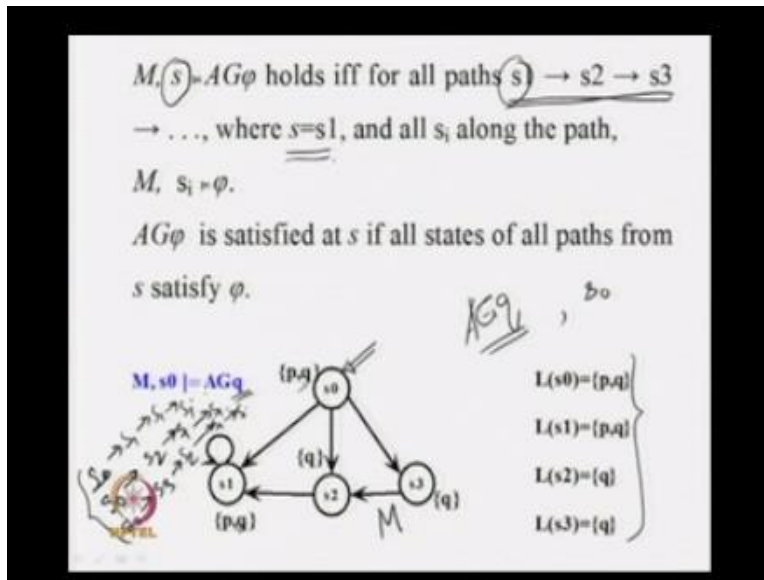
So it is similar to your previous one, but here we are going to concern about any path not all path. So if for some state S_1 such that there is a transition from S to S_1 and we have M S_1 models ϕ that means we are going to get at least one transition S_2, S_1 that means S_1 is the next state of S and if you find that in $S_1 \phi$ holds then we say that Male Speaker: models EX ϕ . So that is why I said that EX ϕ is satisfied at S if in some next state of S is satisfied.

So similarly we are going to look into this particular model M we are having the same labeling function LS $_0$, LS $_1$, LS $_2$ and LS $_3$ and atomic proposition are PQ only two atom goes and you are having PQ. So here we will say that from S_0 we are having a condition to S_1 where K holds again S_2 again S_3 all the places Q holds but here P holds in your S_1 . So we are going to look for the formula EXP whether there exist a part in next state P holds.

If we are looking into a condition from S_0 we will see that there is a state called S_1 where this particular formula P holds, so we say that in your state this particular S_0 the EXP holds, so we wrote it that in model M state S_0 EXP holds that means EXP is true in this particular state S_0 . So

this is about the behavior of our next state, so we are having two operators in temporal logic one is your $AX\phi$ and second one is your $EX\phi$.

(Refer Slide Time: 07:02)



Now next formula that we are going to look into our logic is your $AG\phi$. G is a global operator and $AG\phi$ it says that these all part globally ϕ holds on that. So we say that if it is true in a particular state we say that in model M state as $AG\phi$ holds. So when we say that $AG\phi$ holds if all parts that we are going to consider all part like that we are having a condition from S_0, S_1 to S_2, S_2 to S_3 and like that we are having a sequence of states where we are going to say that $S=S_1$ that means we are concerned about this particular state S .

And we say that in all parts that typing state S_0 is equal to your S and all S_i along the part and now we are going to consider all S_i all other states along the path such that M in this model M S_i model is ϕ that means ϕ holds in this state S_i and what is this S_i, S_i is the all states along the part that means what it says that $AG\phi$ will be true in a state provided in all states along all the paths that ϕ holds.

So we say that $AG\phi$ is satisfied at S in all state of all paths from S satisfied ϕ . Now again come to this particular model M we say that this is our model M we are having four state S_0, S_1, S_2 and S_3 along with this labeling function well we are having that atomic proposition P and Q . Now we are concerned about this particular formula AGQ and we are going to look into state S_0 . Now that means when we concentrate this particular state S_0 we will see the path.

So it is having three different conditions, so we are going to the three different path starting from this S_0 1 will go something like that from S_0 to S_1 then S_1, S_1 like that second one will go from S_0 to S_2 and from S_2 it will go to S_1 then it will remain in S_1 like that. And another path we are having it will go from S_0 it will go to your S_3 from S_3 it will go to S_2 and from S_2 it will go to S_1 and like that it will remain at S_1 .

Now these are the three possible execution states that we are going to get in this model. Now we are going to look for all such that we plot S_1, S_2, S_3 like that where $S=S_1$. Now my S is your S_0 , now from here we are going to see all the possible state and then find that all those state S_0 and S_1 that Q is true it is labeled with Q . When you come by this particular path S_0, S_2, S_1, S_1 it is having a self node so it is going to come S_1 to S_1 .

In all the states we are going to get that Q is true about here. And in third part again we are going to get $S_0, S_3, S_2, S_1, S_1, S_1$ like that and in all the states we are going to get the Q is true that means all possible state in all parts we will see that or we have seen that ϕ is true or Q is true in this example so we can say that AGQ is true in this particular state S_0 . So we say that in model M in state S_0 AGQ holds. So this is the way we are going to look for the meaning of your $AG\phi$.

(Refer Slide Time: 10:48)

$M, s \models EG\phi$ holds iff there is a path $(s_1) \rightarrow s_2 \rightarrow s_3 \rightarrow \dots$, where $s=s_1$, and all s_i along the path, $M, s_i \models \phi$.

$EG\phi$ is satisfied at s if all states of at least one path from s satisfies ϕ .

$EG\phi, S_0$

$M, s_0 \models EG\phi$

$L(s_0) = \{p, q\}$
 $L(s_1) = \{p, q\}$
 $L(s_2) = \{q\}$
 $L(s_3) = \{q\}$

So next formula that we are going to get is your $EG\phi$, so it is again the global path but we are having the path quantifier as your E that means we are concerned about any path, we are not going to look for all the path, so that is why you say that in model M instead S it models $EG\phi$ that means you say that $EG\phi$ hold if there is a path. Now we are going to look for any path such that it is going from state S1 to S2, S2 to S2 like that where $S=S_1$ that means the ϕ state of the path is by the state that we are looking for.

And all S_i along the path that ϕ is true, so $M S_i$ models ϕ where S_i is your all state along that path. So that means if we are going to look get the path wherein all states ϕ is hold and we say that $EG\phi$ holds in the states starting state of this particular path that means S. So which are that $EG\phi$ satisfied as S, if all states or at least one path from S satisfy ϕ . Now again just look into this particular model M okay, we are having this particular labeling function LS_0, LS_1, LS_2 and LS_3 as PQ, PQ, Q1Q.

Now we are going to look for this particular EGP such that S_0 that means there exist a path globally P holds. Now again like the BSK we are going to get these three different path S_0 to S_1 , S_1 to S_1 and like that, again S_0 to Q, sorry, S_0 to S_2 , S_2 to S_1 and it will remain in S_1 , again S_0

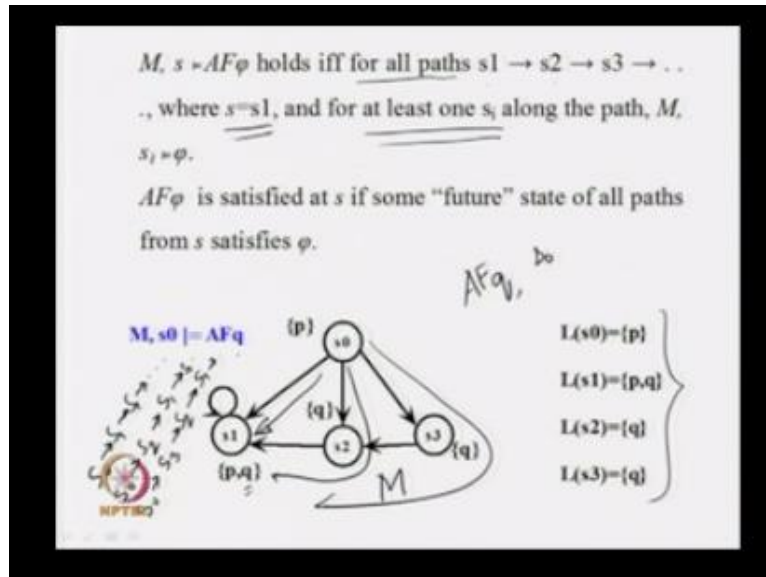
to S3, S3 to S2 and S2 to S1 and it remains in S1. Now we are going to look for EGP, now when we start from S0 we are getting path to your S1.

In S1 we have seen that P is true that means when we are going from S0 it is your P is true then we are coming to S1 again P is true, then it will remain in S1 like that all the path if you see here in this execution phase from 0 to S1, S1, to S1, S1, to S1 here p is true. But if you look into this second path S0 to S2 to S1 we will find that state S2 where Q is not true, so that means in this particular path globally P is not true.

Similarly if you go for the path S0, S3, S2, S1 then instead S3 and S2 that P is not true that means in this two path P is not true globally, for at least we have got one path S0 to S1 from S1 to S1 wherein all the state P is true that means we can say that in this particular state S0 that formula EGP is true, so we say that in model and state S0 that EGP holds, so that is why M S0 models EGP.

So we are getting at least one path where EGP is true globally and that is why we say that EGP is true instead S0 okay. So this is basically GLOBAL operator that means in all state it must be true.

(Refer Slide Time: 14:18)



Now the next temporal operator is your F future already we have seen that in some future state or eventually something must have. So we say that in model MS it models $AF\phi$ or $AF\phi$ holds in that particular state S provided for all parts. Now since we are going to have this particular path quantifier S, so we are going to look for all such that provide going from S1 to S2, S2 to S3 like that where $S = S_1$ that means the such things that of all those path is the states of our concern that you are looking for this particular state S.

And for at least one S_i along the path now we are saying that at least one S_i along the path M Si models ϕ . So you just see that we are going to look for all paths, in all paths we are saying that eventually ϕ must true that means we are going to look for some state where the ϕ holds about here or not. In that case if this is going to happen in all parts then we are going to say that $AF\phi$ holds in this particular state S.

Now again look for this particular model M okay we are having four state S0, S1, S2 and S3 and this is the labeling function of this particular four state S0, S1, S2 and S3. Now we are concerned about this particular formula $AF\phi$ in state S0. Now again we are going to get the path S0 to S1,

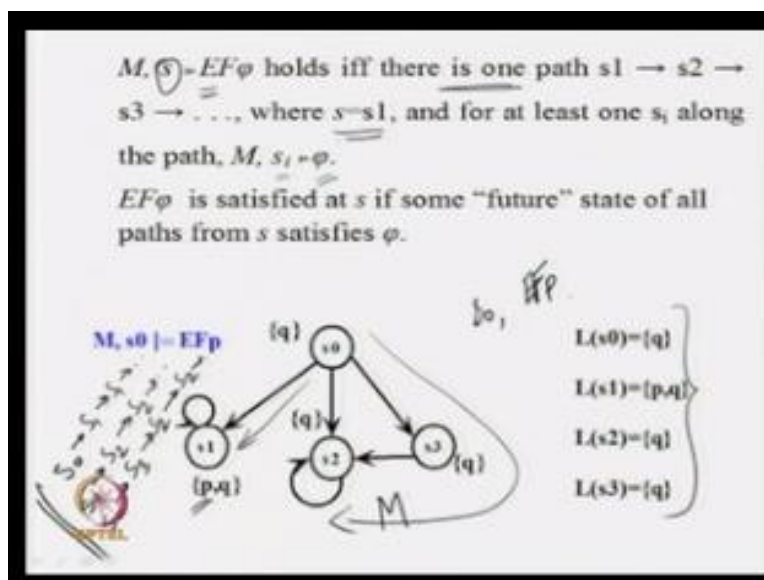
S1 it will remain in S1 because you are having a self flow. Similarly we are going to have S0 to S2 and we are having a condition from S2 to S1 and S1 like that.

Again in another path from S0 this is going from S0 to S3, from S3 you are having a condition to S2, from S2, S1 like that. So these are the three possible paths. Now we are going to look for EAFQ that means whether we are going to get a future state where Q holds. Obviously you see that when I go by this particular path we are getting a state S1 where Q is true. When I go by this particular path again we will find that in S2 Q is true.

Again if we follow this particular path we will find that again Q is true in S that gets in all three parts in some future state we are going to that Q as true. So future is appeared it happens to be in the very next state, but it may happen that in next state if it is not true, but in some future state it is true then we are going to say that in all path in future Q holds. So we say that N has zero models AFQ.

So we are going to look for this particular formula Q which is true in some future state along all the paths okay.

(Refer Slide Time: 17:23)



Now next formula again we this future operator, but in this path quantifier it defines where exist a path in future ϕ holds. So again with the similarity basis we are going to concern about any one part we are not going to look for all the path, but if it is true with any one path then we are going to say that $EF\phi$ is true. So again we will say that we are going to look anyone from going from S_1 to S_2 , S_2 to S_3 where $S=S_1$ that means starting state of the path is equal or is the state of our concern S and for at least one S_i along the path $\exists S_i \text{ model } \phi$, that means ϕ holds in some state S_i along that particular path.

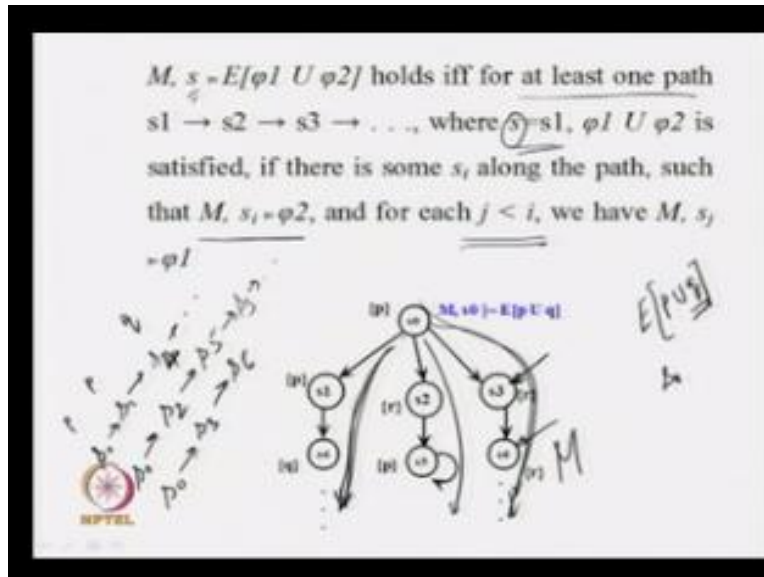
In that particular case we are going to say that $EF\emptyset$ holds in that particular state again look for this particular model M and my state of concern is your S_0 and that formula is your EFp here exists a path in further p holds and this is the leveling function that we have qpq in your state S_1 in S_2 q is 2 and S_3 q is 2 now you just say that again we are having those particular part S_0 to S_1 to S_1 like that we are having an sequence.

Second path is from S_0 to S_2 from horizon transition from S_2 lighted I have slightly sense the model now again third path we are going to get S_0 to S_3 from S_3 your having a transition S_2 then we are having a transition from S_1 to S_2 to like then these are the 3 possible paths that we are going to get from this particular state S_0 .

Now if you look this two path say from S_0 to s_2 and it will remain in S_2 so we are going to get this sequence as S_0 S_2 from S_2 to S_2 like that in non of the further state p is that means in this particular path we are going to say that p will be true in further similarly the path S_0 S_3 S_2 if we consider this particular path again we will see that we are not going to get any further state where p is true.

But if you follow this particular path S_0 to S_1 to S_1 like then that S_1 is marked with your p that is p is to over here that means we are going to get at least 1 further state where p is true so due to this particular path we say that in S_0 EFp is true so this way that we are going to defined the true values of EFp .

(Refer Slide Time: 20:07)



Now the next operators is your until because already I have mentioned that the 3 operator that we have next state qsr and global these are unary operator it works with one particular formula but until is a binary operator so it works with two empower formulas so we are going to say that $\exists \phi_1$ until ϕ_2 and this until operator must be proceed by path quantifier either A or E in case of your CTL so that is we are going to do wither this particular formula $A\phi_1$ and until ϕ_2 that means in all path ϕ_1 remains to until ϕ_2 becomes true.

So we say that these formula holds in a state S of model M provided for all such type of paths that we are going to do having a transition from S1 to S2, S2 TO S3 where this particular steady state of the path S1 is = the state that we are lo0oking for and we say that ϕ_1 and ϕ_2 is satisfied if Di is some Is along the path okay now we are going to look for those particular path such that M of Si models ϕ_2 that means we are going to get some state Si where ϕ_2 is true and for each J is less than I so we are going to get one particular state Si where ϕ_2 is true.

Now look for all other state Si where Sj where j is less than I we must add NSJ models ϕ_1 that means ϕ_1 must be true all those particular state Sj now just consider this particular model M over here and we are looking for this particular formula A p until q instead S0 now in this

particular case you will just see that if I am having just now excision phase something like that from S_0 it is coming to S_1 from S_1 we are coming S_4 .

So we are having an excursion phase S_0 to S_1 S_1 to S_4 like that it is infinite path second one we are looking for this particular path S_0 is having a transition to S_2 S_3 is having a transition to S_5 in S_5 we are have a set proof so we are having a transition to S_5 like again we are having another path from S_0 this is your S_0 is going to your S_3 and from S_3 we have a transition to S_6 and it is have path from F.

Now if you look into this your concern about $A p$ until to that means we have to loop for all this three paths and we are going to look for further state where Q is to now in this particular first path we are going to say that q is 2 in your S_4 and in that particular case if q is 2 in some state then we have look for all proceeding state of those particular state in that particular path and we have seen we have to see whether p holds of what they are not so we will find that p is 2 in S_1 and p is 2 in your S_0 .

That means in this particular path p until q is slow with the similar rejoining you can look for other two path also S_0 to S_2 S_2 to S_5 we will find that p remains to true until q becomes true in this particular path and similar in third path also we will find that p remains to until q becomes true so we have seen in all these three path p until q is true that means we can say that we use that this three paths are coming out form this particular state S_0 so we can say that in state S_0 of model MA p until q is true.

Okay so this is the way that we are going to look for the true values of formula $A \exists 1$ until \exists of $A p$ and until q so similarly now we are look for the last formula where it is with until operator at the path quantifier E that means we are concern about any path here exists a path so that $\exists 1$ until $\exists 2$ holds form this particular in a particular state S again in this particular case what will happen we are going to look for at least 1 path such that we are going from S_1 to S_2 To S_2 to S_3 where $S = S_1$ that will starting state of this particular what is our concern state s such that $\exists 1$ until $\exists 2$ is satisfied.

In this particular what does it mean that means we are going to get a state S_i where i is 2 and all the preceding state in the path from this S_i must be true that means for each j is less than i in S_j models \emptyset so this is similar to your $A\emptyset$ until \emptyset but here we are concern about one particular path any particular path that is why we say that there exists a path so again just look for this particular model M we are having this particular level this is with respect to your level in function,.

So we are going to look for the formula $E p$ until Q instead So again similar to all $PPSk$ we are going to get 3 path S_0 to S_1 to your S_2 and S_0 sorry this your S_4 then S_2 then it is going to S_5 and it remain in as third path is your S_0 to S_3 then from S_3 to S_6 now we are going to look for p until q so if you look into this particular path at least since the but we are not getting any state where q is true similarly if we look for this particular path.

So this again from S_0 to S_0 so there is no possibility that we are going to get state where Q is true so here we may get some where q is true but in this particular state if your state that p is not true at least here p is true so if you look into this particular path we will find that we are getting S_4 where q is true and it is having two preceding state S_0 and S_1 so in this preceding state p is true so that means we are getting this particular path where p until q is true but in other two path p until q is not true.

Here it is obvious that p until q is not true because we are not getting any state like you will be true but since in this particular path we are showing an infinite sequence that means in power behind you may get a state where q is true but at least you will find this particular state where p is not true secondly S_6 p is not true that means p will not remain to until q becomes true so it is also avoid that in this particular path we do not in it is not going to satisfy $E p$ and $E q$ so the in this particular case at least we have got 1 path.

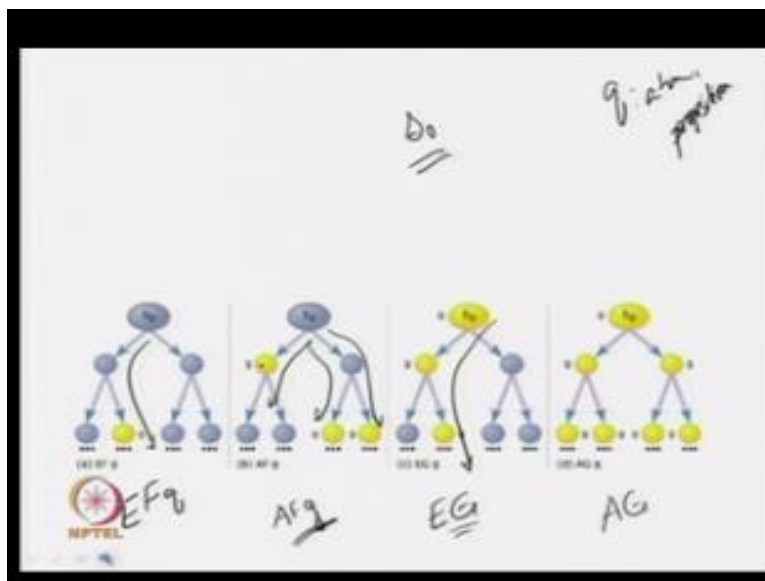
So from that we can complete that in this particular state S_0 p $E p$ until q is true okay so this is the way that we are going to defined the meaning for our CTL formula now till what we have discussed we have seen one particular temporal logic which is known as your CTL

computational free logical general these are two value are temporal logic is defined of a model which is having transition and states.

But in case of CTL basically we have all ready said that this particular model can be unfold to three and the semantics is basically refined on a tree sop we are saying that this is your computational p logic and we have seen the 4 temporal operator that we have along with 2 path quantifier A and E we are going to get 8 different possible temporal operator in case of CTL and all temporal operator must be preceded by a path quantifier and due to that reasons the formulas of CTL becomes our state formula.

So defined a truth a value of that formula with respect to a state and this is due to the presence of this particular path quantifier.

(Refer Slide Time: 29:33)



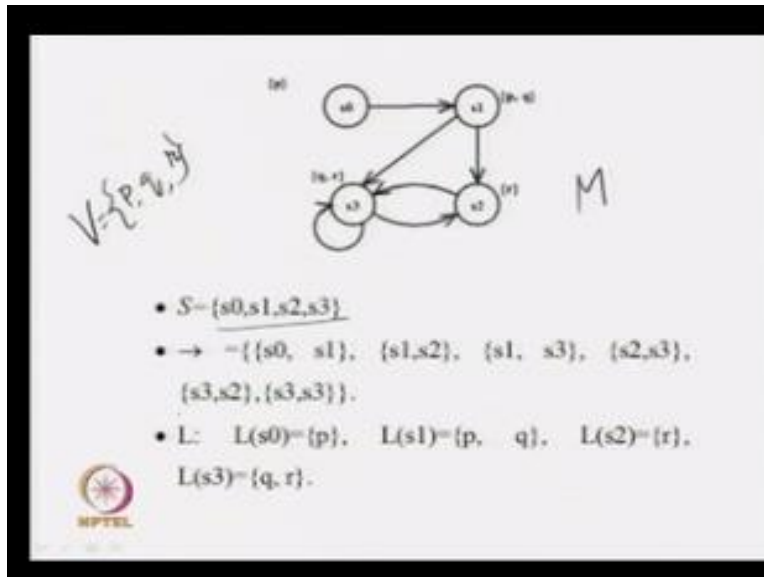
So now just see that what will happen thus I am showing here one diagram that we are looking for some formulas showing pic so really so we have concerned about this particular state S_0 we are having that atomic proposition q is an atomic proposition now in the past diagram three we have look for there existed path in further q holds where q is 2 thus we have colored with yellow

so we will find at least one path where in further q is 2 in second 1 I will say that AF this sorry so in this particular we find that whether in all path in further used one.

So we again looking for this particular path it is starting from we are getting one state where it is true and other two path we having this as so in further we are getting this particular p is true so we consider AFg is true third is your there exists a path whether globally something whole or not so this is the path where everything is marked with yellow that means this property is true in all this particular state of this particular path so we can say that pg is true and 4 is your AG all path globally that means this particular formula is true all the state if it is marked like that then we can similar say that Ag is 2 over here because in all path globally something is true that particular j is true so that is why it is marked like that so by looking into this particular tree structure very well we can say whether a particular formula is true in a particular state or not here.

We are going to look for this particular state S0 stating state of this 3 so like that you can see whether particular formula is 3 true in a particular model or not now after defining the syntax and semantics of CTL Formulas now we will see some example to make it more clear okay before proceeding further because we will be knowing now just see that consider this particular model M.

(Refer Slide Time: 31:45)



Okay so it is a model but this model is having 3 components basically first one is state of states second one is the transition relation and third one is your leveling function so in this particular model L say s is a state of states so we are having 4 particular state S0, S1, S2 and S3 and this transition relation how many transition relation we have 1, 2, 3, 4, 5, 6 so total 6 transition relation we having.

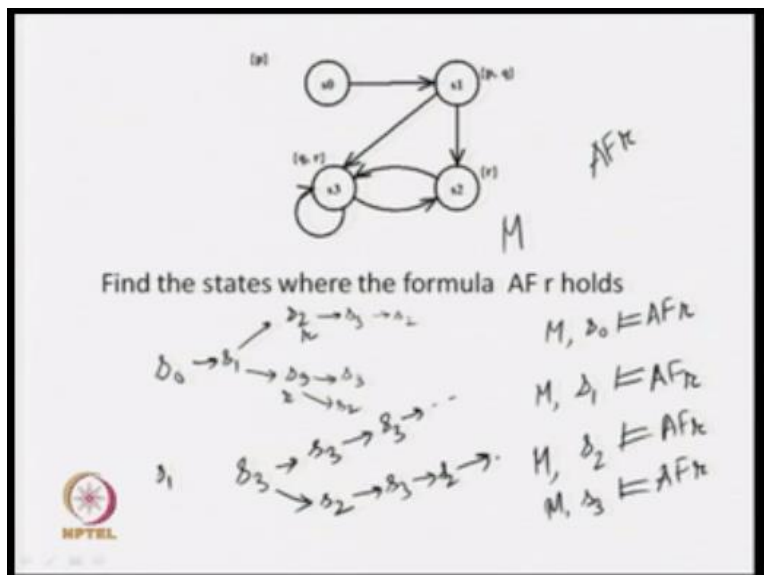
So first one is having a transition from S0 to S1 then S1 to S2 S1 to S3 then S2 to S3 from S3 to S2 and we are having a self look S3 to S2 state and if we see that we have having one more condition where we say that transition relation must be complete what does it means it says that every state must have successors state if you look into this particular model you will find that all those particular 4 state are having successors state because from all the state we having at least 1 outgoing as S.

And this is the leveling function now what will happen in this model we having the state of atomic proposition E as your p q and r these are the state of atomic these are the atomic proposition that we have now the leveling function says that L S0 p what does it means that means that atomic proposition p is true in S0 and in the remains that atomic proposition q and r

false in this particular state s_0 similarly in S_1 the leveling the function say that p and q that means the atomic proposition p and q is two in your S_1 .

Leveling function S_2 say that r that mean it say the r is true in this particular state S_2 and leveling function of S_3 says q and r that means the atomic proposition q and r is true in S_3 but atomic proposition p is also false, if it is false we are not directly marking it but in the diagram it say that q is false so now we are concern about this particular model and these are the 3 components now we will see some examples over with respect to this models.

(Refer Slide Time: 34:05)



Now the first question I say that find a state where that formulas $AF r$ holds that means in all path in further are holds okay now we have to say it is state formula now we are going to look for the state S_0 and that side this is my model M so in S_0 if I go for S_0 it is having this particular path only path is everything and we are getting that S_1 going from S_0 to S_1 and from S_1 I'm having 2 possibilities at I am going to S_2 and S_3 .

Now if these are the and again from S_2 it is going to S_3 and from S_3 again it is coming back to S_2 like that and from S_3 it will remain in your S_3 or it may have another one also it may go to S_2

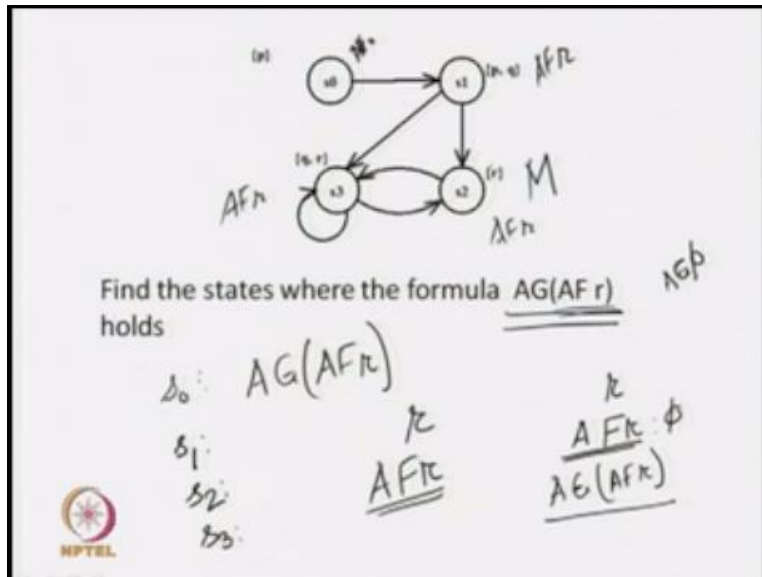
lighter, but now user select in all part in future whether holes are not so if you see you for all those particular path we will find that in one future step this s_2 are holes and we are going to get one future step are holes that means you can say that the in this model M S_0 that in all path and future are holes.

Now similarly you look for the state S_1 if you look into this particular state S_1 when you find that it is having two paths and in future path in future step R is true so in S_3 R is true and S_2 also R is true, so in all possible path in future we are saying to state where R is true, so you can say that in this model M S_1 $AF R$ is true, similarly when I come to your S_2 than we will find that from S_2 it is going to S_3 where R is true.

Coming back to S_2 and again going to S_3 that means all part we are going to get step in future R is true so again you can say that the M as true it models AF_R now when you come back to this particular step S_3 so basically what will happen from S_3 we are having a transition $2S_3$, S_3 like that or we can have that from S_3 you are going to S_2 coming back to S_3 again going to S_2 like that, so you will say that in all those particular examples in future step.

R is true so we will say that in model M in S_2 it also model $F R$ in all path in future R is true, so now individually you have gone to each and every step and we are on that this formula AF_R is true in all those particular four steps, so this is the width and we have to look into it because in a CTL formula or step formula that true values of CTL formula is defined with respect to a state ON, okay.

(Refer Slide Time: 37:20)



Now this is the same model I am having over here and now we are going to see the formula find a steps where the formula $AG(AFR)$ is true or not okay, what does it means in all part in future are holds and it says that in all part globally whether this particular formula words or not, so what we can say that R is an atomic proposition so we will say that R is a CTL formula so we know that truth values of R in each and every step this is with respect to your level in function.

Then F is a temporal operators so AF r it says that in future are holds are not and A says that whether in all part in future are holds so this is AF r is also CTL formula so you can say that this is your ϕ is your CTL formula, so if ϕ is a CTL formula then we will find that $AE\phi$ is aloe CTL formula so that means $AE(AFR)$ is a CTL formula now we have to say whether this CTL formula is true in all steps are not.

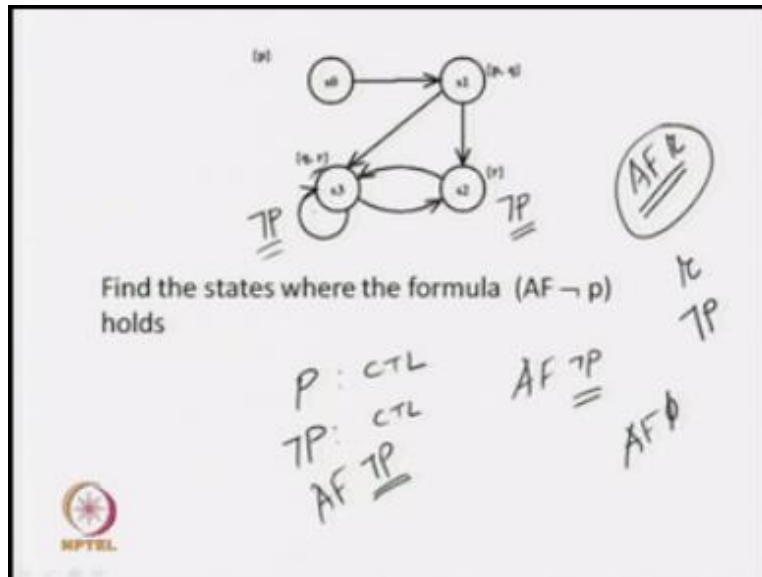
Or whether it is true in some steps or all steps in this particular case on so now basically are said at when I am coming to that state S0 now we will see that from S0 what are eight holes in all possible states in all possible direction along no those are let us go back to my previous example so in previous example what we have seen that this AF, r is true in all those particular four step we have seen over here.

Now what does it mean, since $AF\ r$ is true in all step that means I can level those particular state with this particular formula $AF\ r$ so now we can say that in step S_0 $AF\ r$ is true in state S_1 $AF\ r$ is true in state S_2 $AF\ r$ is true in step S_3 , FRR is true now it says that in all part globally $AF\ r$ is true now from S_0 if you go in all possible direction in find that $AF\ r$ is true so we can say that in S_0 in all path globally, $AF\ r$ is true so with similar logic what we can say that then you start from S_1 then we loop for all possible part all possible combination and wherever I will go I will find that AF, r is true everywhere.

So we can say that $AE(AF\ r)$ is true in S_1 also with similar logic you can say that it is true in S_2 as well as it is true in state S_3 also that means in all those particular fours state of this particular model and $AE(AF, r)$ is true so what we are going to loop for the truth values of a particular CTL formula first of all we have to know the truth value of its sub formula, so basically here if I consider this particular formula.

$AG(AF\ r)$ it is having two sub formulas one is R we must know the truth values of R in this all steps the another sub formula we are having $AF\ r$ before going to $AE(AF\ r)$ we must know the truth values of AF, r in each and every step then only you can loop for the truth values of the given formula $AAG(AF\ r)$ so after analyzing this particular model we have found that $AG(AF\ r)$ is true in all those particular four step.

(Refer Slide Time: 41:07)



Now this is simple one that I am again saying now we are going to look for $AF \neg P$ so this is similar to our AF, r on the just we are saying that it is not of P know, how I am going to look into it, it is say p is a atomic proposition so P is a CTL formula because its atomic proposition is a CTL formula, now if \emptyset is a CTL formula then $\neg \emptyset$ will also be a CTL formula, so we can see that $\neg P$ is also a CTL formula, okay.

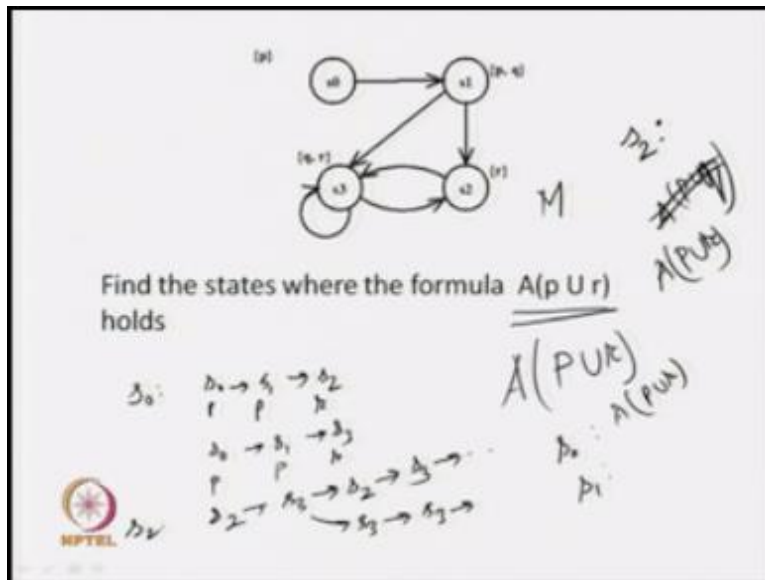
Now if we are having any \emptyset as a CTL formula then we will say that AF, \emptyset is also a CTL formula, so we will get the $AF, \neg P$ is also a CTL formula, now what about this particular $\neg P$, we are going to get the truth values of $\neg P$ from our level in function all day, if it is not level to a particular level atomic proposition we will say that these particular atomic proposition is passed in that particular state.

Now you just see that in your S_0 P is true so P remains true over here, in S_1 P and Q is true that means p is true over here in S_1 P and Q is true that means P is true over here, in S_2 it is level it R so what does it means it says that Q and R is not true over here so we can say that $\neg P$ is true over here similarly in S_3 Q and R is true it is leveled with $2NR$ so it is not level with Q so we are going to say that $\neg P$ is true over here.

Now you just see that already I have analyzed this particular formula in all path in future R is true or not when we have analyzed this particular formula we have founded in all those particular step AF, r is true because in QSR we are going to get one step when R is true, so this is the same behavior we are going to get say in S2 R is true similarly $\neg P$ is also true in S3 R is true here also $\neg P$ is true, so the behavior of this model is same with respect to your diatomic proposition R and $\neg P$.

Since AF, r is true in all the ports of this particular model similarly we can compute that $\neg AF, \neg P$ is also true with all those particular four steps of this particular model, so this is the width that we have to see whether some CTL formula in true in some models or not.

(Refer Slide Time: 43:43)



Now so slope for this particular model again this is the model M and we are consigned about this particular formula $A(P U R)$ P remains to until R becomes true, so again we have to see all the states so from S0 what will happen it will go S1 saying S0 P is true then S1P is true, then we are going to get S2 where R is true this is one execution path similarly another path we are going to get S0, S1 and S3.

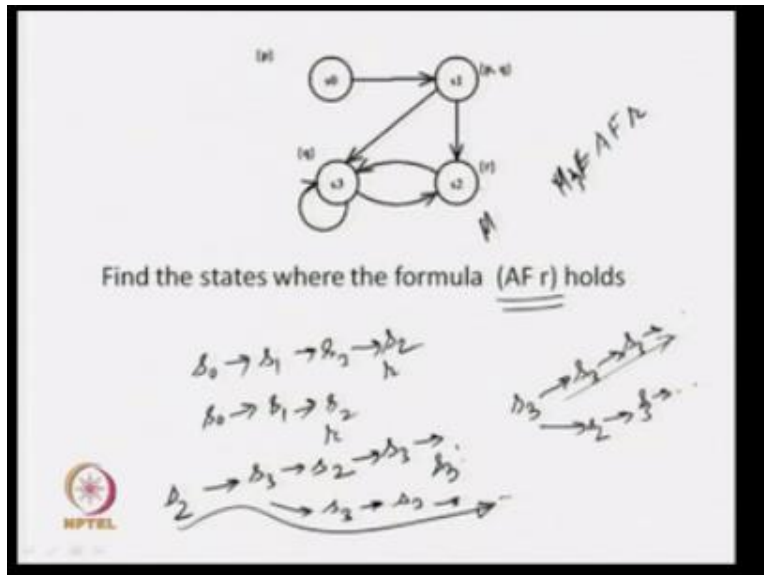
So again in S_0 P is true, S_1 P is true and S_3 R is true so we are getting some step in future where R is true and in all the precedence state of this particular part all those particular part P is true so we can say that in S_0 that $A(P \cup R)$ is true similarly if I look into S_1 it is simpler than the previous one because S_1 we are getting two state S_1 and S_3 where you are R is true and the preceding step in S_1 P is true so we can that, that in S_1 also PUR is true.

Now we look into state S_2 so it is going from in S_2 if you say we are having a path from S_2 to S_3 , S_3 to S_2 and S_3 to S_2 like that we are having this particular path along with that when I am coming to S_3 again it remain in your S_3 , S_3 like that, so these are the possible execution twist, okay, now when we go for your S_3 then from S_2 I am getting these are the execution twists from S_3 we are getting these are the execution text.

Because one is sub set of whatever we can said this is the subsequence of this particular part from S_2 now what will be a truth values of you $P \cup A(P \cup Q)$ if you look sorry we have function about in all part P until R this is the formula, now what is the truth values of this particular formula is step as two and S_3 if you look into it, it will simply said at P is not worded is true in all this particular part.

So now part will be the truth values of your $A(P \cup R)$ in step as S_2 and S_3 I will express after express some more things to you we will see what will a truth values of $A(PUR)$ in state S_2 And S_3 , so I am not saying anything whether it is true or false at that particular moment. I will come back to it.

(Refer Slide Time: 46:47)



Soon will that next formula again you see that I am talking about in all part in future are holes are not, now here I have slightly sends the leveling function in S3 I am having only EQ okay so we are talking about AF r now again similarly if you say that this is the same model slight difference now if I come to this particular point AF r them you will find that from S0 we are going for all execution part and we will find that in some future step we are going to get R is true.

Because this is part where R is true this is another part where R is true out so basically S0, S1, S2, S3 so R is true over here or s0, s1 then S2 so R is true over here so we are getting two possible path and increases that RA so similarly from S1 also it is sub part of this are part coming out from S0 so again we are having that it is true over here, now what will happen in this particular case see if I am going to look for S3.

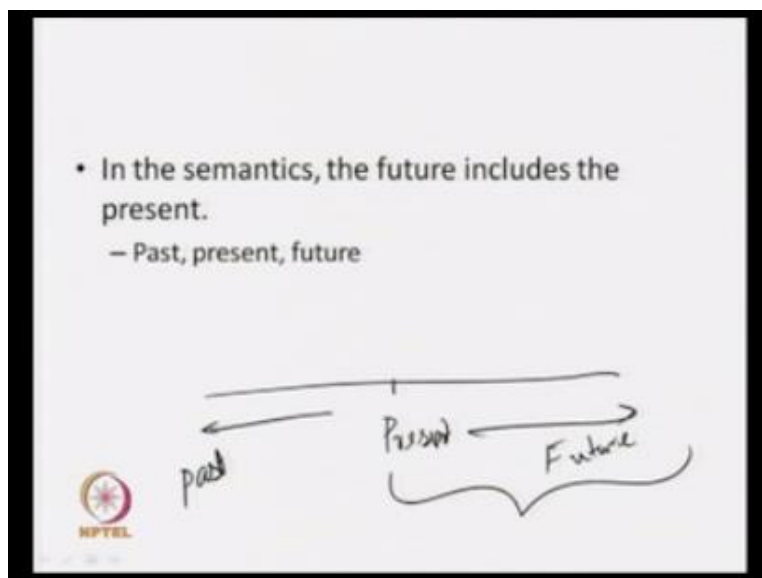
So we are going to get the part from S3 it will remain in S3 like that or maybe it will go from S3 to S2, s2 TO s3 like that so if you go this particular path you will find that in future R is not true so that means this particular formula AF r is not true it ion model M in step S3 it does not model

AF r because you are getting one part where R is not true, now when you start from this particular state S2 the what will happen.

From S2 we are getting going to S3 then we are going to S2 again S3 like that or maybe it is having that bit is from S2 we are going to S3 then it will remain in your S3 okay, so here users see that in that particular part somewhere again you are coming back to S2 and R is true over here but if you go this particular part S2 is not true, so in this particular case what happens, I am not going to whether you can concrete that whether this AF r is true in S2 or 1.

Because we are getting this particular part where in future we are not going to get any future step where R is true but I am going to say whether AF r is true at that particular state S2 or not I will come back to you like that previous example I have said that I am not going to say anything after the truth values of that particular formula in state S2 similarly for AF r I am not going to talk anything about now truth values of this particular formula in S2. But I will come back and see what will happen now.

(Refer Slide Time: 50:01)



Now in this particular case now what will happen now we are going to talk about a timing behavior of our system now if you look into the time line basically we are having three particular tenses past, present and future so if we are in a present state then we can listen about what is what happen in earlier state or past or we can try to listen our that what is going to happen in future but now I am at a present state.

Now what will happen now we are having three these things past present and future but that way we are defining the semantics of CTL it says that the future increases our presence that means if you look into this particular time line if this is my your present state these are my past and from present I am going for future then what will happen the way the that we have defined a semantics of CTL it says that the future includes the present.

That means the present state only included in the future behavior, this is the because of defining a syntax that we have defined a syntax so that means we having on the two norms one is past behavior and one is future behavior in future behavior the present is included, now see why it happens.

(Refer Slide Time: 51:30)

$M, s \models E[\phi_1 U \phi_2]$ holds iff for at least one path $s_1 \rightarrow s_2 \rightarrow s_3 \rightarrow \dots$, where $s = s_1$, $\phi_1 U \phi_2$ is satisfied, if there is some s_i along the path, such that $M, s_i \models \phi_2$, and for each $j < i$, we have $M, s_j \models \phi_1$

$\phi_1 \quad \phi_2 \in (\phi_1 U \phi_2) \quad E(\phi_1 U \phi_2) \quad i=1$

$s_1 \rightarrow s_2 \rightarrow s_3 \rightarrow s_4 \rightarrow s_5 \rightarrow \dots$

$\phi_1 \quad \phi_2$

$M, s_i \models \phi_2$

$j < i$

A

One simple example I am going to say that we are going to look into that EFQ how we have defined this particular EFQ or EF \emptyset so we going to look for the transition S1 to S2 to S3 like that we are going to look for one congestion part and where looking for one particular step S and what you say that S = S1 that means our state of concern is S and we are saying that this is S = S1 that means starting step of this particular part.

And for t least on sn now we are going to look for one si where m si models you ϕ now we are going to loom for one si but in this si we are not excluding this particular one so I may where is form now one two three like that all possible values can part is because we are not excluding this particular one over her so what will happen that we are getting m s1 if it is models ϕ then what will happen so for this particular definition ms models this particular EF ϕ .

So according this two particular definition m1 also models EF ϕ so this is due to that definition of the symmetry so if a particular formula holds in step will said that EF ϕ holds in that particular step also so similarly EF ϕ also holds in the particular step if I holds in the particular step okay because this is the way we have defined a symmetry because we have not excluded this particular s1 from this particular any si.

So this is the way that we have defined so that is why the presence that also includes in the future behavior now see the another one that E $\phi_1 \vee \phi_2$ again what happen we said that w are going to take any excision pairs s1 s2s3s4like that s5 now what we are saying that we are concern about the particular step s and we are saying that s = s1 the starting step of this particular part we are saying that 1.

And what we are saying that $\phi \in \phi_1$ and ϕ_2 will hold in this particular step[s over that we are going to get some si which model your ϕ_2 just say that here in this particular ϕ_2 models and all j les than I we should have msm models ϕ_1 okay so ϕ_1 must be true in all those particular step now what is this particular j you just say that j is all presenting step of this particular part we are not excluding s1 from here you are not saying that all j apart from s1 is true.

So in this particular case what will happen oh sorry it I not over here but we are going to talk about this particular I when I am talking about I we are not excluding one from this particular iers also so I maybe one.

So in this particular case what will happen in s_1 if φ holds at the particular step then what will happen? You will find that s according to this particular definition of particular symmetries $E \varphi_1 \cup \varphi_2$ holds in this particular step s_1 also such say that means if five 2 hold in a particular step we said that $E \varphi_1 \cup \varphi_2$ holds over here similarly $f E \varphi_1 \cup \varphi_2$ holds in the particular step.

So this is because of the definition of the symmetry so those symmetry that we have defined over here says that the presence that includes ion a future behavior also but if we want to exclude the present behavior from the future then accordingly we have to defined a symmetry now you just take it as tusk or it is a homo and you just try to defined a symmetric of this CTL formula where the future behavior is going to exclude the present behavior.

Okay just see it is simple now w re have to explain over here because where $I = 1$ we have not excluded it so what will happen if $I = 1$ then it says that this s_1 if s_2 holds then will get that the five 1 until five one holds in s_1 , now I have given you talks what you have to do try to defined the symmetry of ctl formula in such a way that that means thee behavior excludes the presence scenario okay. So how to define the future or symmetric for this CTL formula this simple talk you can go it.

(Refer Slide Time: 56:30)

Questions

- Consider $X = \{p, q, r\}$ be a set of atomic proposition. What is the power set of X .

$P(X) = \{ \emptyset, \{p\}, \{q\}, \{r\}, \{p, q\}, \{p, r\}, \{q, r\}, \{p, q, r\} \}$

The diagram shows a tree structure starting from a root node labeled 'no'. It branches into three nodes: 'p', 'q', and 'r'. Each of these nodes further branches into three nodes labeled 'no'. From each 'no' node, it branches into three nodes labeled 'p', 'q', and 'r'. This represents the binary expansion of the power set elements.

Now in this particular lecture we are going to see some question simple question I am going to consider the first question I am saying that consider a state of your atomic portion x where we are having here form proposition p, q, r okay so this is the set of atomic proposition now where saying that what is the power set of x why you need it because the leveling function we are seeing that the state will be level by the member of the power set of our atomic proposition so it is very simple.

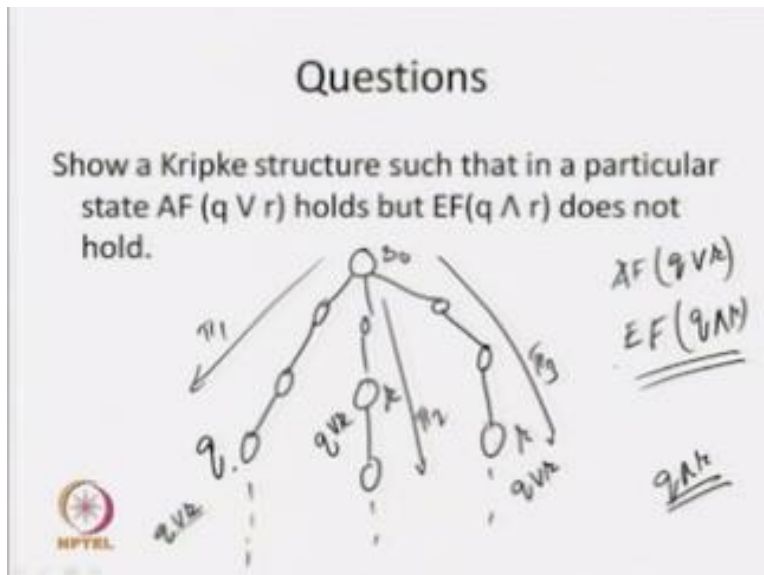
Now if x is your pqr then power set of x will remain elements will have I think you know it is very well that we are having 8 element o one I you are the null set then only p only q only r or maybe pq pr or qr and the complete set pqr , so this is the power set of x 12345678 so these are the all possible combination and we said that this is the power set of x , now when we look for any step say if we have step in this term say s_0 to s_1 s_1 to s_2 like that done.

If I said that particular 1 is leveled which say p and q so what does it means that atomic proposition p and q is true in this particular step s_1 but r is not true so what is the p and q it is the member of this particular part that means the steps will be level by the member of power step about or given atomic step. So at this state of atomic proposition p, q what so these are the

component of this power set and the leveling set is going to become my member of this particular power step?

Because it says that these are the atomic proposition prove in this particular step say if s_2 if sy that it is not mark to it or any atomic proposition that means work in that we are going to take this particular member of five it says that it is null set none of them atomic proposition in this particular step s_2 . And if says that pqr I provide in as a says that all the atomic proposition is true over here.

(Refer Slide Time: 59:05)



Okay next question what I am saying show a keep guest structure starts that in a particular step q or r hold one but $q \wedge r$ does not hold that means what we are looking for say they are the exits stet r in next step either q or r hold or I am saying that one we are exist the part in x that q and r is not hold so this is very simple so I can say that this is the state s_0 since it is your next state we have to look for one particular next state only okay.

If I said that it is leveled to it q and it is leveled it to it r then what will happen we are exist the part in x the q and r hold so if you said that since q is true over here what we can say that $q \wedge r$ is

also true over here so we can said that at least we are getting one step so in s_0 we are exist the part in next step qr r is true. But if you look in to this particular next step it is q is true but r is not true in this particular step r is true but q is not true so q and r is not true in anyone of this particular step.

So what happens in this particular model in s_0 we are exist a part in x that r in this not true so we are saying that show a keep gust structure such tht in a particular state in all part in future qr r is true but here exist the part in future q and r is not true so what we are saying that in all part in future you are r is true. But we exists a part in future q and r is not true let us look for this particular model.

Say s_0 ay we have a pre possible hold part now here if you see this particular tens what will happen we having three excision traces form s_0 this is past part say five 1 this is the second part and five 2 say this is the third part five 3 now if you follow this particular part we are getting one state in future of where q is true so can say that q r r is true in this particular step.

Similarly in five 2 also we are getting once that we are r is true so in this particular state I can say that qr r is true over here similarly in the third part five 3 you are getting one step where r is true I can say that q and r is also true over here so in all three performance s_0 and s_3 possible flux so in three parts we have seen that we are getting one future that q where is r is true so we can said that in s_0 ef q or r is true.

Now look for the second formula that we are exist the part in future q and r is true if I am having this particular leveling then and you will find that none of this particular part in none of the steps u and r is true so that means you are not getting any part where in future q and r will be true so that is why I say that this particular formula e we are exist the part in future q and r is fale in this particular step s_0 .

(Refer Slide Time: 01:02:53)

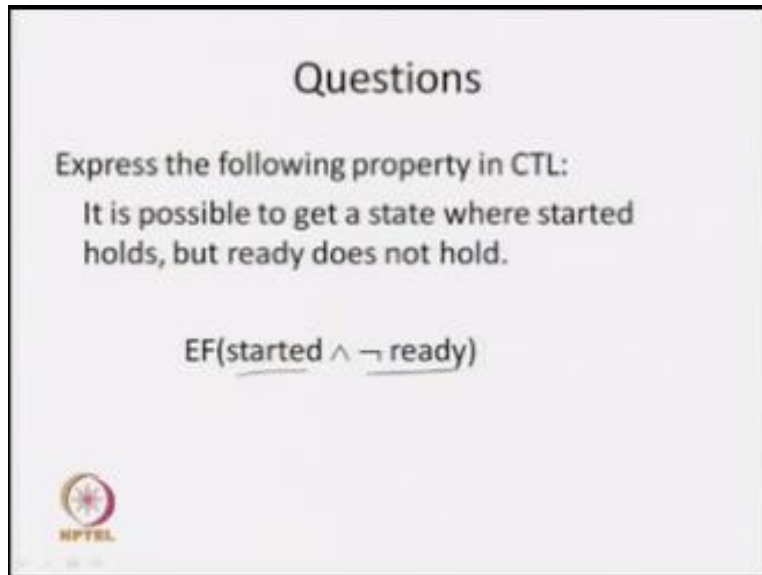
The slide is titled "Questions" and contains the following text: "Express the following property in CTL: It is possible to get a state where started holds, but ready does not hold." To the right of this text, there is a handwritten diagram consisting of the words "started" and "ready" stacked vertically, with a large right-facing curly bracket encompassing both words. In the bottom left corner of the slide, there is a small circular logo with a star-like pattern and the text "NPTEL" below it.

Now just look for another way of looking in to the CTL formula what I am saying that express the following properties in CTL is it possible to get a state where started holds but really does not holds so if you look in to this particular step what will happen from here we can capture quip awls one is your started and another one is ready that means what we can say that these two are my atomic proposition.

So we can have some signals in my systems where the fellow of this signal maybe either 0 or 1 if it is 0 we can say that it is true if it is one we will y that if it is 2 we can sy that 0 we that it is false so these are two signals we can thing in my system that means you can map this two as my atomic preposition of my system, now we have to said that if it is possible to get a state where started holds but ready does not holds.

That mean we can think something like that we have design a system and after that it I going for operation now we have started a machines but it is not going to the ready step okay, so it is we have started it but it I not going to the ready step so whether we have to region about uh them a property now whether this property can be express in a CTL or not. So is it possible to get a state where started holds spot ready or not hold.


(Refer Slide Time: 01:04:18)



Questions

Express the following property in CTL:
It is possible to get a state where started holds, but ready does not hold.

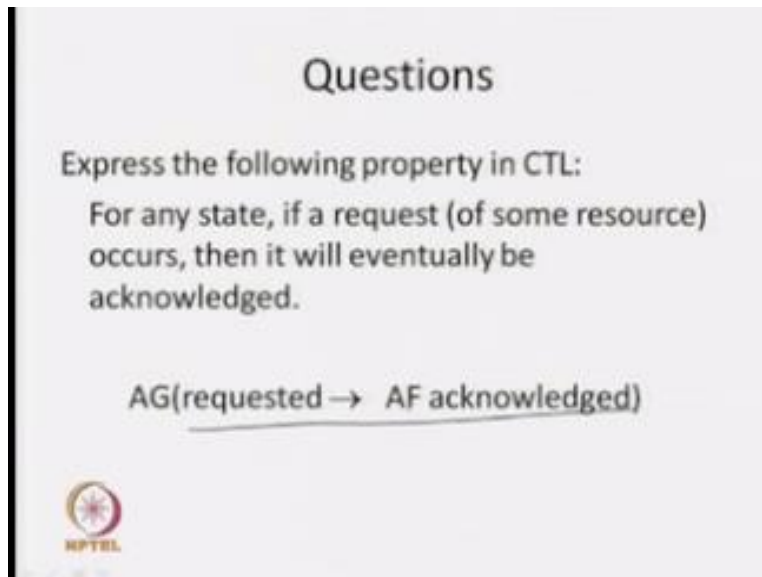
$EF(\text{started} \wedge \neg \text{ready})$



NPTEL

So in find that you can express this property in CTL something like that they are exist the part in future whether started is true but maybe is not true so this property we are going to capture in CTL like that we are exist the part in future started is true and ready is not true so this is way we can capture now if we are having a model of the system now we are going to look for the two models of this particular formula and will see what are the steps that formula I true and what are the step this formula is false.


(Refer Slide Time: 01:04:58)



Questions

Express the following property in CTL:
For any state, if a request (of some resource) occurs, then it will eventually be acknowledged.

AG(requested → AF acknowledged)



So another property are see that express the following property in CTL the property says like that for any step if I request of some resource occurs then it will eventually be acknowledgement now if we are going to look for your distribute a system or maybe confidence with them what will happen same resources will be shared by fine process so what we are saying that if we are requesting of a particular resource it may be sad memory or it may be something else also it may be some of the devices also.

If we are requesting from some resources then it will eventually b acknowledgement because if say if I am going to a this as a sad memory eventually i should get it then only I can progress if I cannot get it done what will happen I will go in to the start system now once we design a system that system must be satisfy such type of property now this is we know the meaning of this particular property.

Now when we are going to formula verifies someone we have to capture it formally now we are going to see whether this property can capture in CTL or not now again you consider here we are having two key word one is your request and second one is your acknowledge that means we can

said that some process or some process might be raced or request we said it this is signal f it is based or request then you have go to rectify and if it is not requesting it then it is accept low.

So request can be determine is a atomic proposition this fellow is either true and false, when it is that resources gutted to the process then what will happen we can say that it has been acknowledge then either you can see that acknowledge is a signals it fellow either 0 of 1 o we can say that this also the atomic proposition in my system or my model so we are getting two atomic proposition request the acknowledge.

Now with the help of this two signal we will defined this particular property in CTL now what we can see that if somebody has request the pump some resources that should implies that in all part in future with must get the acknowledgement and these properties soot hold globally in the system so that is why I am saying that in all part globally if it is requires that can it should say that it should get that it should get an acknowledgement what about the system.

So that is why I am saying that in all part in future it should get the acknowledgement okay so in all part globally it must be 0 so if in a particular step if requested happen then formed a particular step where ever you go in all part in future you should get the acknowledgement her some part were we are not getting the acknowledgement then what happen if i follow that particular part let us see system is going to get start passion because it is not going to get thee resources.

Now this is the way that we have to look for the properties about system and we have to express in your CTL and we have going to use loop for the foot fellows' particular CTL formula in our system. Say why did this is true or not okay so this is about our one particular class of logic tempo logic call CTL compaction of free logic we have to seen how to defined a what is the syntax of your CTL how to defined it and what is the meaning.

We have seen the symmetry of those particular CTL formulas and secondly we have seen how to defend a syntax this is respect to s model and second we have seen in that the CTYL formula are basically step formulas if the true whether it defined over a step of a model okay so with this I

am stop here today in next class we are going to see some of the notable equivalent about CTL formula which will help us for verify node system. Thank you.

Centre For Educational Technology

IIT Guwahati

Production

Head CET

Prof. Sunil Khijwania

CET Production Team

Bikask Jyoti Nath

CS Bhaskar Bora

Dibyajyoti Lahkar

Kallal Barua

Kaushik Kr. Sarma

Queen Barman

Rekha Hazarika

CET Administrative Team

Susanta Sarma

Swapam Debnath

