

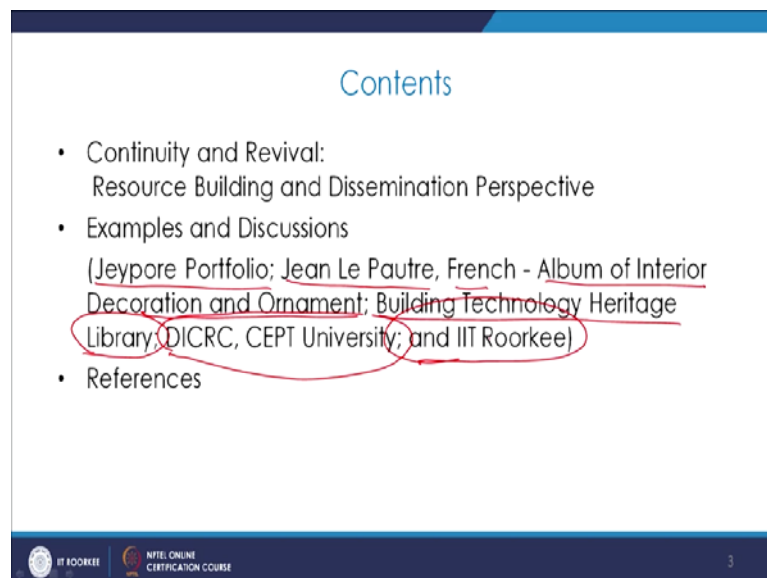
Role of Craft and Technology in Interior-Architecture
Prof. Ar. Smriti Saraswat
Department of Architecture & Planning
Indian Institute of Technology, Roorkee

Lecture - 34
Continuity and Revival: Resource Building and Dissemination Perspective

Namastey! Hello everyone! Welcome again to the NPTEL course - Role of Craft and Technology in Interior Architecture. And extending our discussions on Continuity and Revival, today we are going to focus on the Resource Building and the Dissemination Perspective. We will see some examples and we will also have a look towards the end at a list of references, which is going to be useful for all of us.

So, we have been talking about continuity and revival, and we have discussed within this, different aspects like research and documentation. And then towards the end we are also going to talk about the dissemination part and the resource building part. So, that is our focus for today. And let us see some examples while we discuss this perspective.

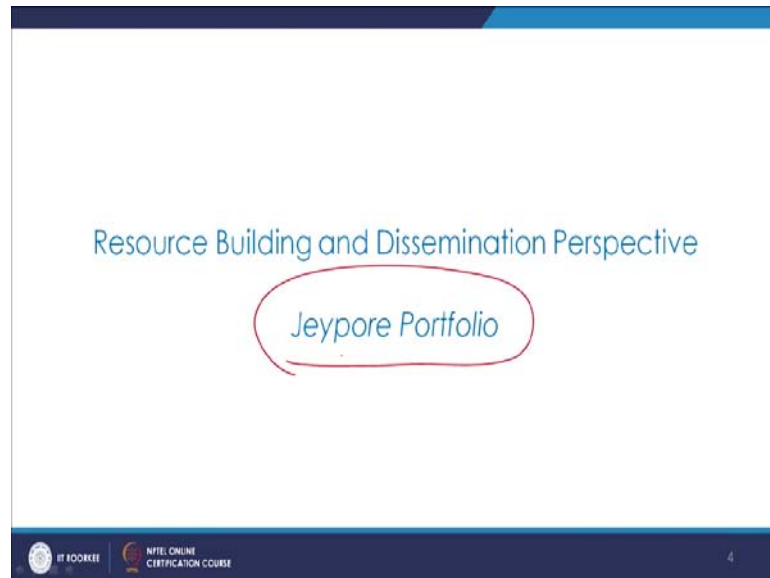
(Refer Slide Time: 01:15)



So we are going to see the Jeypore Portfolio, Jean Le Pautre French album of Interior Decoration and Ornament, and we will also see an online library - the Building Technology Heritage Library, where we will see some amazing resources which have been built up online, and which could be referred for, you know, further information in learning and dissemination. And of course, we will see some work by DICRC, CEPT


University. And then, we will see some resource building and dissemination perspective through the works done at IIT Roorkee.

(Refer Slide Time: 01:54)



So, beginning with the Jeypore Portfolio - so, Jeypore Portfolio is very famous, it's very popular and it is a very pioneering effort, where we see a sort of a resource building inventory, where we see a catalog of architectural details and it is in several parts, and it covers lot of details.


(Refer Slide Time: 02:19)



So here, like what is seen on the slide, is this Jeypore Portfolio of architectural details cover and here this part focuses on the wall and surface decoration. So, related to this part, there are lot of drawings and details on scale, which have been you know documented and persevered and disseminated through this very rich inventory and which has taken lot of effort to get compiled and to get collected. So, the thing is that you know, it is very important that such interesting traditional forms, art and craft forms, interior-architecture styles - they are documented, they are preserved, and there are some resources like this which are built up, where people could have a look at them and generations like ours today, can have a look at these details, draw inspirations, learn from them and continue them.

So, what we documented yesterday is a good reference for us today and what we are documenting now is also going to be a very good resource for the future, because there are lot of architectural styles and art and craft forms which are languishing or probably which one would see in the museums in the future to come, which is not a very good sign. But then, if we begin now, documenting them and creating this repository, it is going to be a very good, rich resource.

(Refer Slide Time: 03:46)

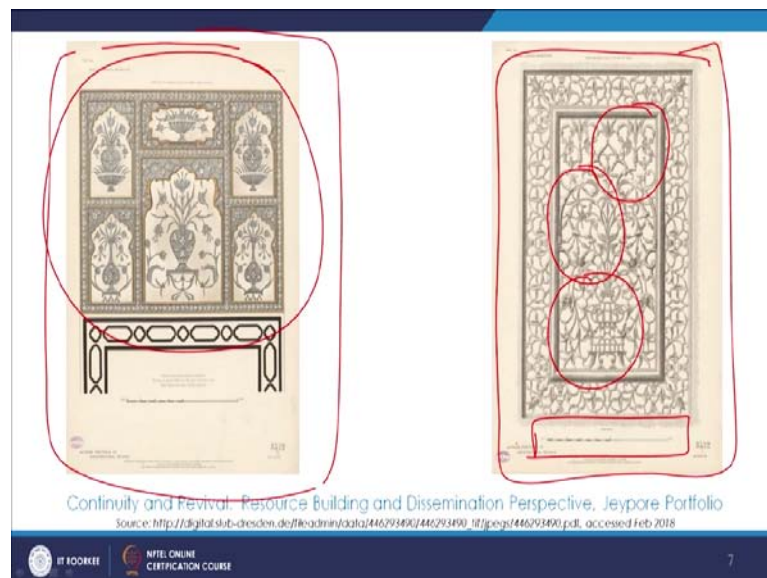


So here what we see, is an amazing piece of resource building and dissemination and we see the sort of intricate details, and there is also plan and there is also you know everything on scale and here one could read all the details, the motifs and the elaborate

zoom-in details, what are the motifs and what is the geometry that is seen over here and what is the scale.

So, this is a very rich resource and this is very handy for us to refer to and learn from and then continue these details later. And that is why we are saying continuity and revival, tradition and continuity, what exists we learn from that and then we take it further in future with you know contemporary expressions and times to come and the details get modified, but at least there is a base resource, which one could you know fall back on and learn from and refer to. So, if we see Jeypore Portfolio, some more pictures there are some amazing details which have been documented and preserved and they are there for dissemination and then we refer to them and learn from.

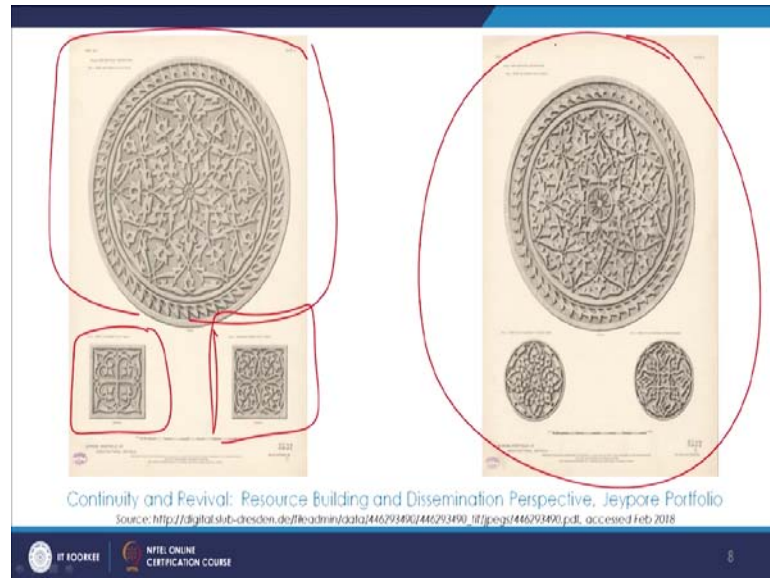
(Refer Slide Time: 05:02)



So, like another plate, is this one and again, we see lot of details of you know surface decoration and works that were seen on the walls of different buildings like Fatehpur Sikri, some buildings in Ahmadabad, some other traditional interior-architecture built forms, which were documented at that time with all the intricate details that are seen with all the very close details with the proper scale which could help us understand the drawing, the depth, the motifs, the entire scale of the design that is done, and on which surface it is done and what is the entire aesthetic appeal to it, you know, if user is seeing.

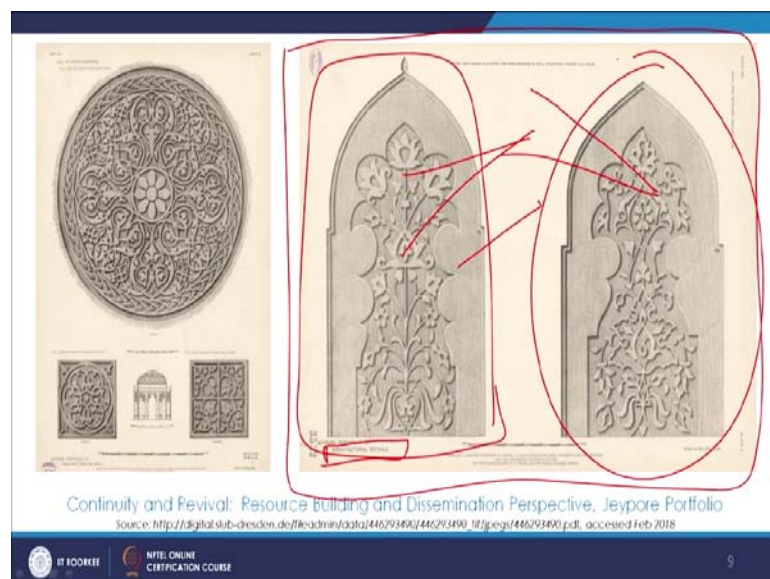
So, all these details we get to know through these drawings which have been documented and which are now getting disseminated through this building, through this resource, which was built by some pioneering efforts. Further, we see some more details over here.

(Refer Slide Time: 06:03)



Some details over here, so all these plates, they are there as resources and inventories and there is lots to learn from and referred to.

(Refer Slide Time: 06:19)




Again over here, we see these architectural details and we see over here the surface and the detailing part - over here, over here. So, all these details exist and this is now a

resource, like a resource hub actually, which has lot of details, and there are so many interesting and you know important libraries from the different reputed institutes of the world, where this portfolio is kept in the library for people to refer, for researchers to go through. So, it is a very significant contribution, it has lot of details, and it is a very good resource for us to fall back upon.


And continuing this, you know, like we have lot of building trade catalogs, we have lot of architectural portfolios, but there is still paucity of these and especially in the Indian context. So, few individuals and organizations are already working towards it and it would be like very good if all of us in our capacities could contribute towards this resource building creation.

(Refer Slide Time: 07:36)



So, some more details like very intricate details you know here and then further intricate details. Again here we see another plate. So, this whole part is dedicated to wall decoration and surface decoration and related to that, there are different elements, which have been documented and which have been put forth and in front of us through drawings.


(Refer Slide Time: 08:03)



Again if we see over here, it is like a very exquisite detail, very intricately carved and you know all the details are over here - which period, where it belongs to and the plate number and everything is over here.

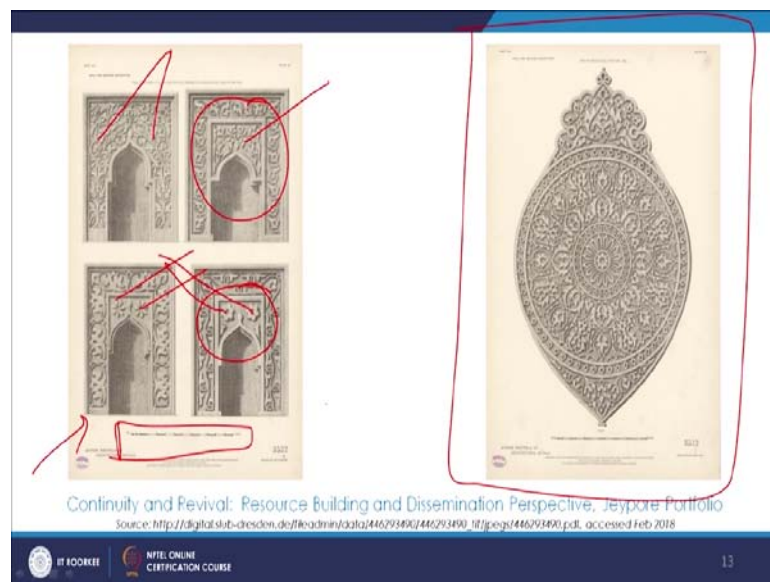
So, all that effort is worth it and it has been preserved. Again we see over here, this detail. So, this is a very important part of the resource building and dissemination perspective, and especially coming from an institute like IIT Roorkee, where we focus a lot on the research part, it's very important for us to focus on these resource building aspects and consider the perspective of dissemination and work with the students and professionals and researchers to come up with different mediums to disseminate the work that we document and explore and research upon.

(Refer Slide Time: 09:09)



Again continuing with the Jeypore Portfolio, again we see lot of details and documentation, which is done and this resource hub is being created by adding details.

(Refer Slide Time: 09:19)



These are some more details on scale, and with all the details - this is different, this motif is different, here the detailing is different, and then over here. Similarly, we see this detail over here in another plate of the Jeypore Portfolio.

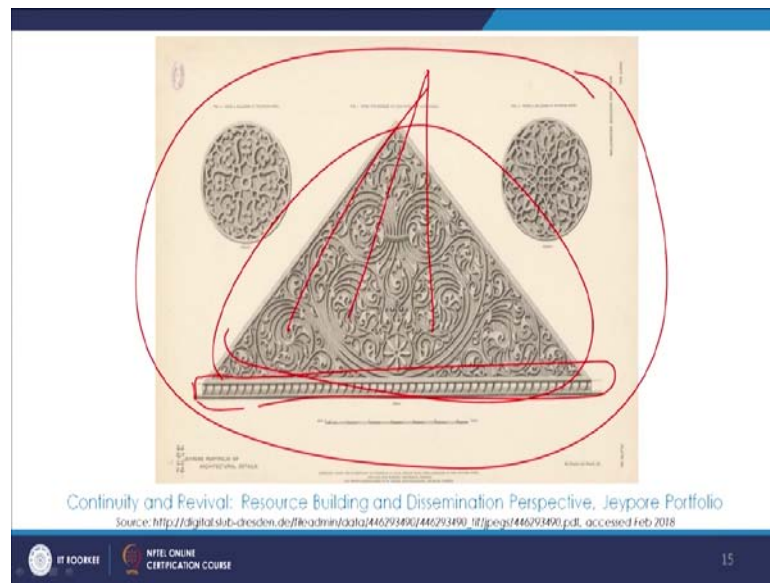
(Refer Slide Time: 09:37)



Some more details - very beautiful, intricate details of the wall decoration and the surface decoration, all the craftsmanship that we see here, because we have been talking about craft and technology in interior-architecture. And here, we are seeing this space-making element wall. And, we see all these intricate details which are done at this surface and this is a sheer craftsmanship and how it was done by hands.

So, also capturing that quality of craftsmanship and trying to disseminate this inter-relationship between craft, interior-architecture and focusing on the building crafts part, Jeypore Portfolio is a very apt example because of which I have put these drawings and plates over here. It helps us understand this inter-relationship that we have been trying to explore throughout this course. And, we talk about craft and architecture, and then we try to see how they are very inter-related, very innately at different levels.

(Refer Slide Time: 10:39)



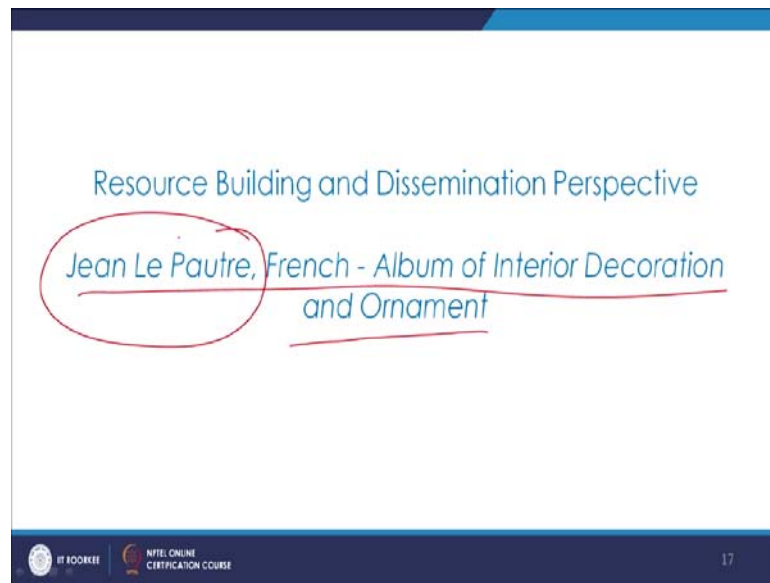
Some more details here and the border details, and the details in this space - so all that is seen here, in this portfolio.

(Refer Slide Time: 10:50)



Some more plates over here, more details. So, Jeypore Portfolio is available in different libraries, also online and there are different parts to it. And if you are particularly interested, I would suggest to see the details and also try to understand through drawings, the making of these elements and the ornamentation part.

(Refer Slide Time: 11:15)



So, now let us see the album of interior decoration and ornament and this is also a sort of resource building perspective, where the artist has tried to create a catalogue of different elements that contribute to interior decoration and the ornamentation. And then we see it as a sort of a visual repository, and there are so many references that we can look at and learn from.

So, it is not given in too much detail, but I have just tried to put two slides to just explain how resource building helps us understand to have at our disposal, various resources and to draw inspiration from them and learn from them, particularly about that era when they were compiled, but also because of our special interest in knowing the past and carrying it forward.

(Refer Slide Time: 12:17)



So, here we see these lots of details and the resource building part. So, so many details whether it is done on a surface or it is an object or a sculpture and we also see the interiors over here. So, we see these wall surfaces and we see a space over here with human figures and we see some floral motifs, we also see some more surface decoration. So, there are lots of these details which have been catalogued and preserved and a resource has been created. Further if we see here, again this interior space.

(Refer Slide Time: 13:01)



We see some lighting details, we also see again here, we see some interior space, we see some wall surface and plaster details. So, so many details over here we see and the Victoria and Albert Museum and the Smithsonian Museum and there are lots of other significant you know organizations and institutions, museums, where this catalogue is found, because it is such a significant work.

And, it is again a very rich resource hub, where we can get details about, you know, different material culture, the details of the interiors, details of the interior-architecture parts, surface decoration, space-making elements, building crafts, and this inter-relationship between craft and interior-architecture. So, these resources exist and we must also contribute from our side looking in our region doing whatever we can.

(Refer Slide Time: 14:02)



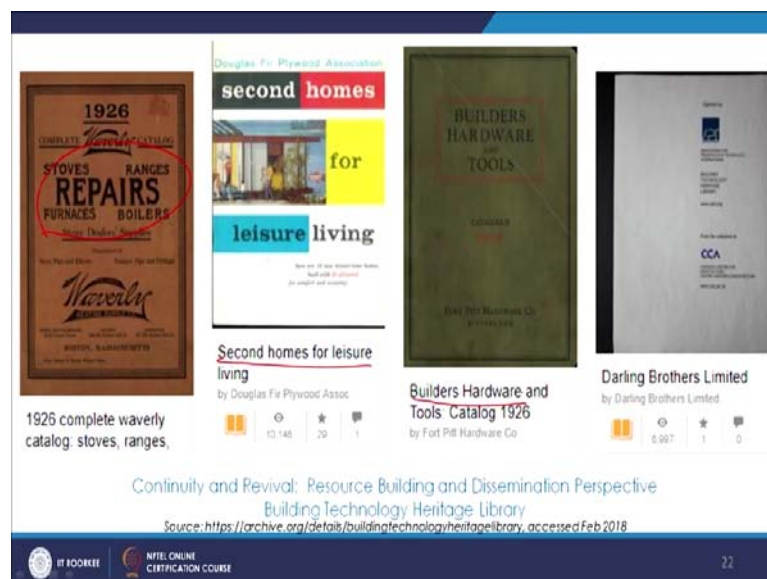
Now seeing the Building Technology Heritage Library, this is an online library and I found it very interesting. It has amazing resources, lots of books, and which are catalogues and visual repositories and inventories and they give lot of information on different materials and making and craftsmanship, different kinds and typologies of built forms – residences, bungalows and you know so on. So, it is again a very rich resource hub.

(Refer Slide Time: 14:35)



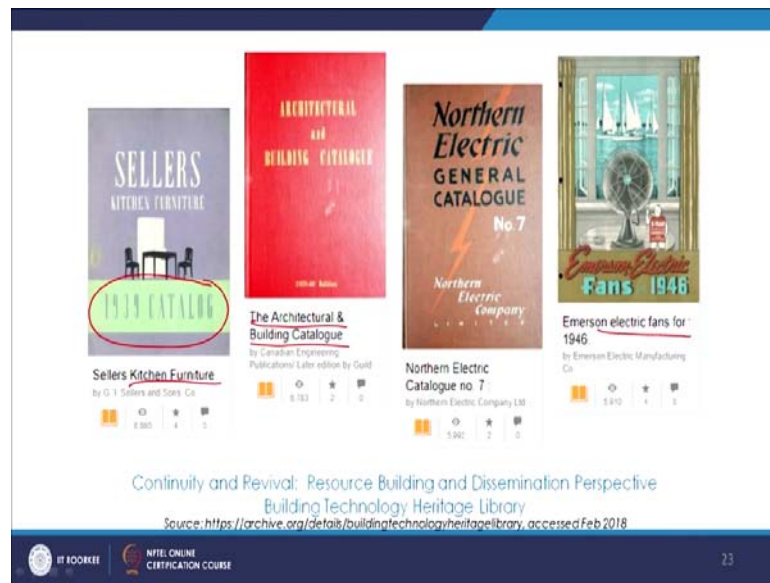
So, there are some books and catalogues which talk specifically about color, then, modern home plans also, something on wiring. And then, about the timber, genuine mahogany and you know, how one identifies, thumb rules about it.

(Refer Slide Time: 15:01)



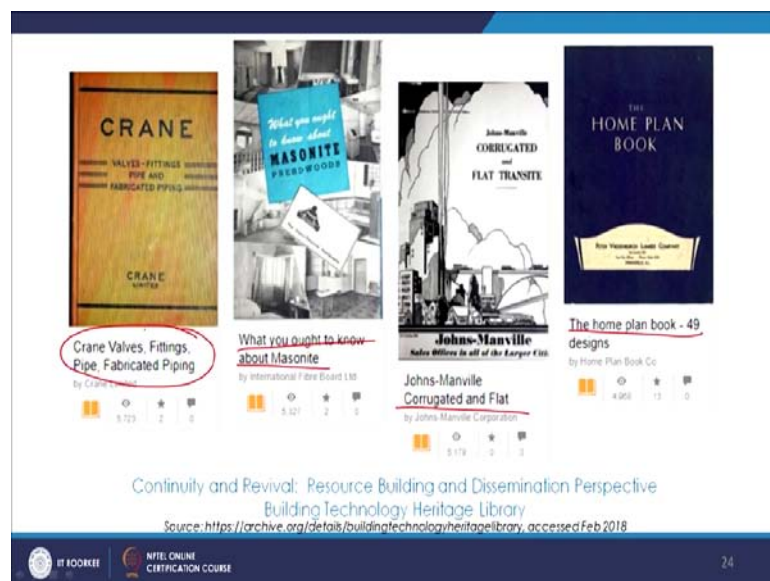
So, all these different kinds of resources – repairs, then second homes for leisure, builders hardware.

(Refer Slide Time: 15:07)



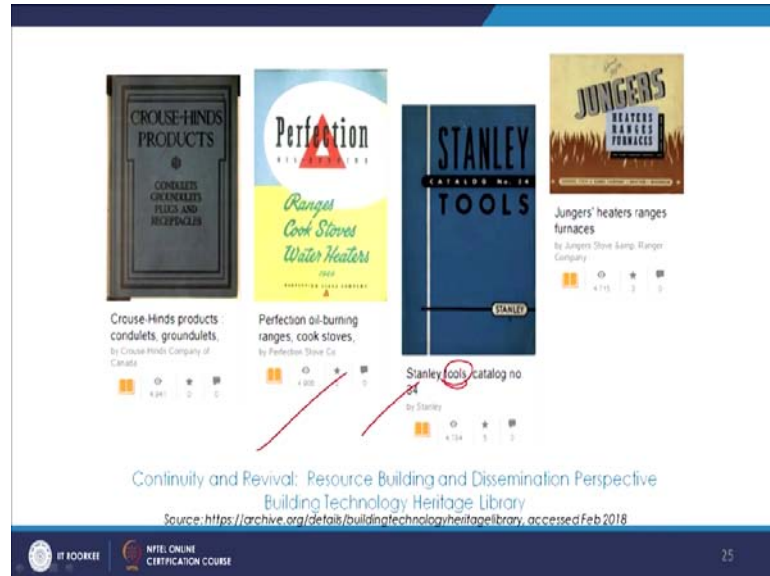
So there are so many different subjects, that have been covered and again there is one catalogue over here which talks about the kitchen furniture specifically, the architectural and building catalog and you know electric fans. So, there are so many different objects and space-making elements and the built forms that have been covered and discussed through these catalogues and there is such rich information out there, just because this resource was built up by efforts of lot of individuals and organizations. And now we have that as a repository for our reference, so something very important.

(Refer Slide Time: 15:45)



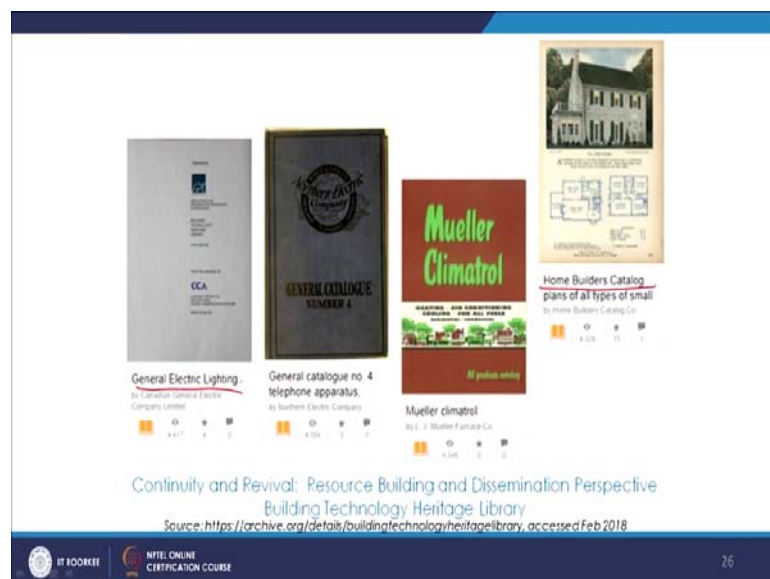
So, here we see other plans and you know more details - fittings, fabrications and details like that.

(Refer Slide Time: 15:54)



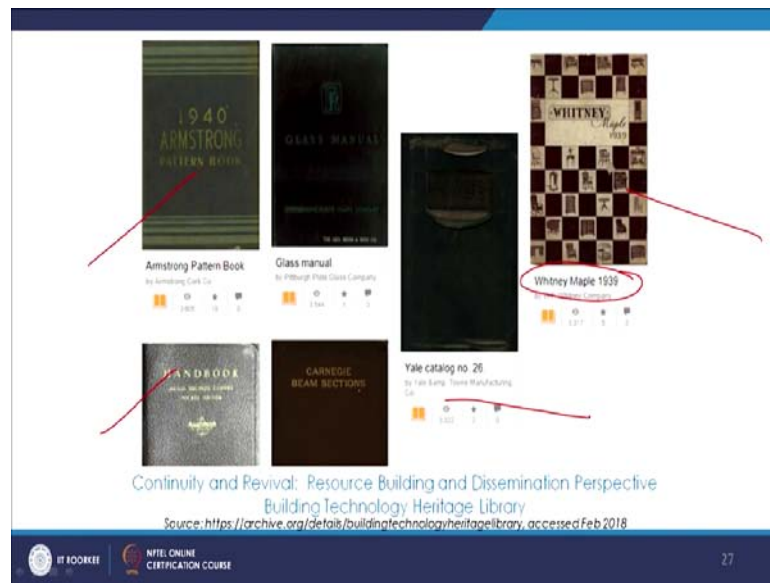
Some more details over here, also something on the tools, we are talking about the crafts and the craftspersons and the craftsmanship, and tools come into picture often, and we talk about the role of tools and material knowledge and technique.

(Refer Slide Time: 16:16)



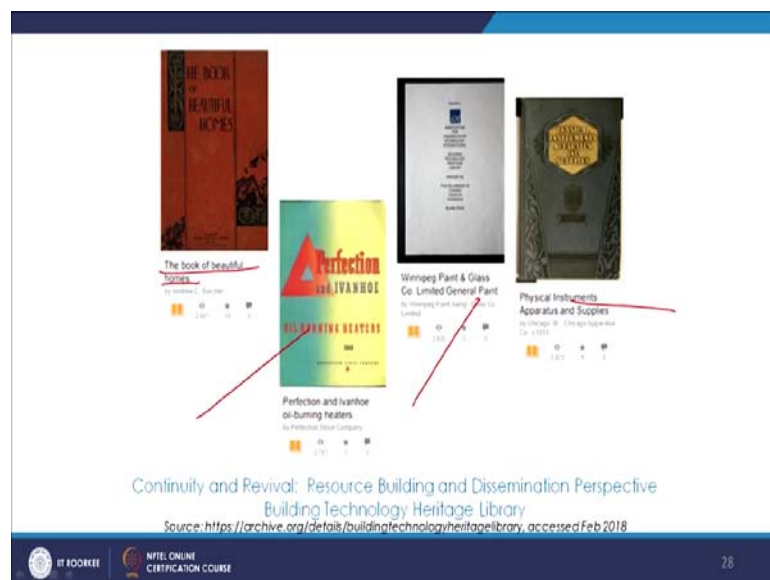
So, all those things have been covered. Then again, here some more catalogues also on lightening, lighting sorry.

(Refer Slide Time: 16:20)

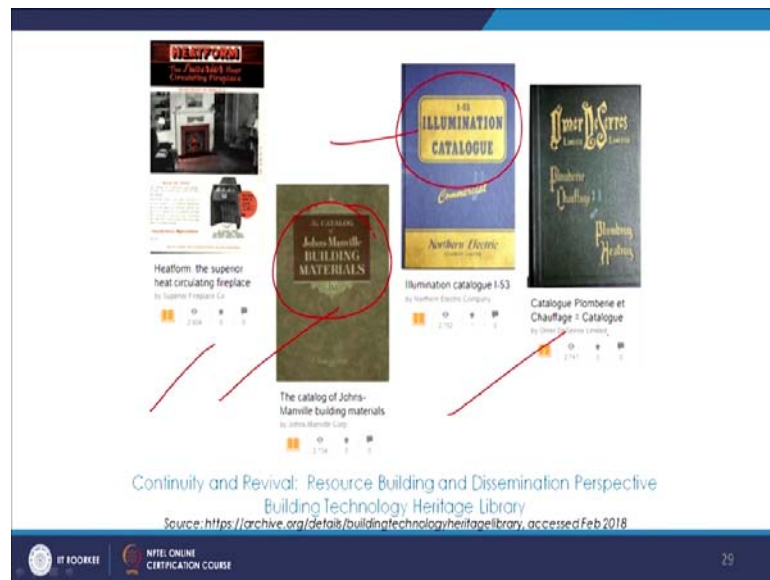


So, all these kinds of catalogues are there - resource building part has been covered by some pioneering efforts. Some more information - book of beautiful homes, and so many other things, also on paints.

(Refer Slide Time: 16:34)



(Refer Slide Time: 16:39)



So, here we see the illumination catalogue, so when we study interior design we also talk about the illumination, the lux levels, the physics of light and the chemistry of colors, and things like that and so many you know, details are already there. And there is this catalogue of building materials and so many other things about plumbing and heating and more details over here.

(Refer Slide Time: 17:02)



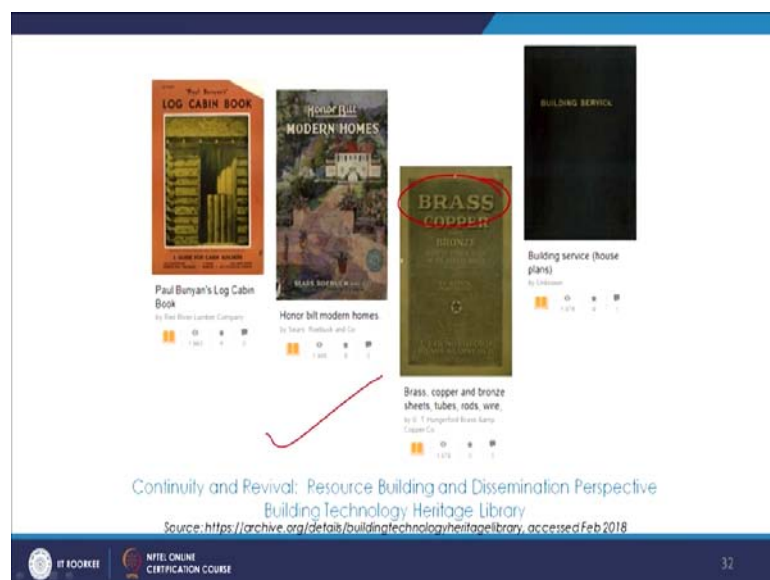
Architecture of the night, so that is a specific series, we see some more details which talk about the artistic houses.

(Refer Slide Time: 17:13)



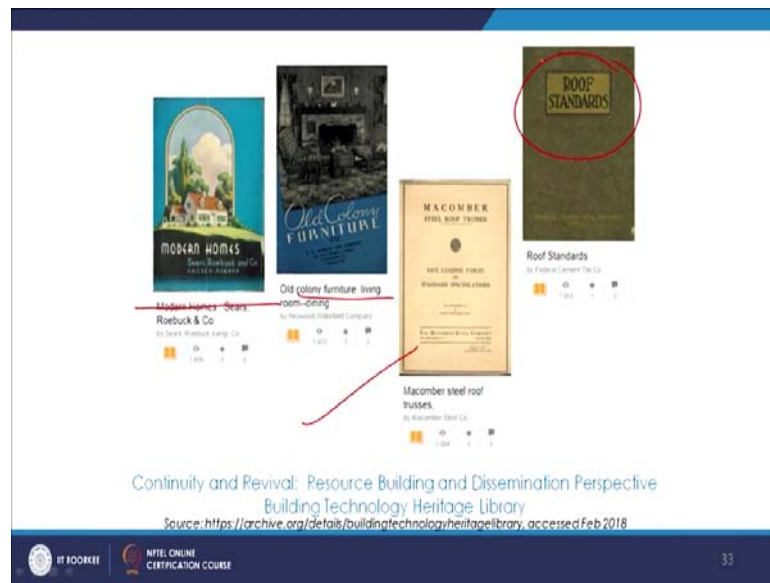
So all those kinds of catalogues and building resources. Street lighting, specifically. So again, you know, kitchens; lighting equipments; different kinds of house typologies; and different kinds of tools; and wiring; and heating; and plumbing; electrical devices - all this cataloging, it does help. Once, the resource is built up and it is there, out in the open, for you know, people to refer to and follow and learn from.

(Refer Slide Time: 17:41)



Some more details again - the material culture, more details, modern homes, furniture, some standards for the roof.

(Refer Slide Time: 17:45)



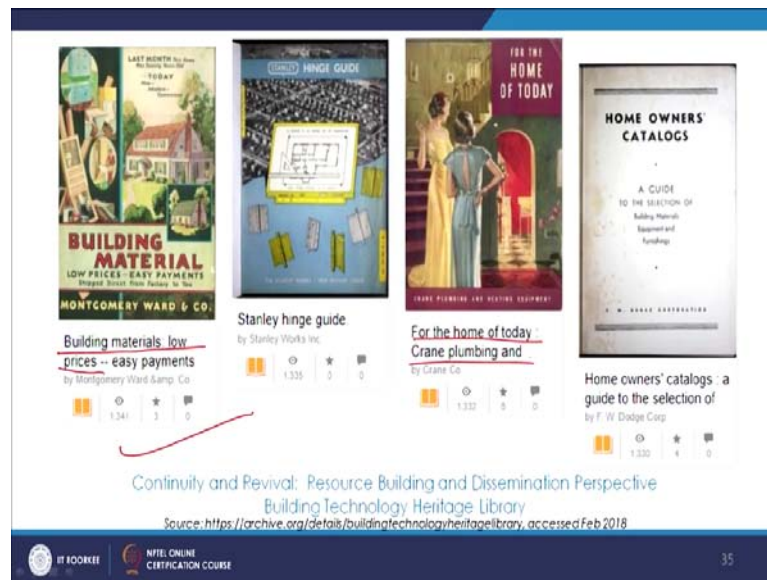
So, all these details are there.

(Refer Slide Time: 17:52)



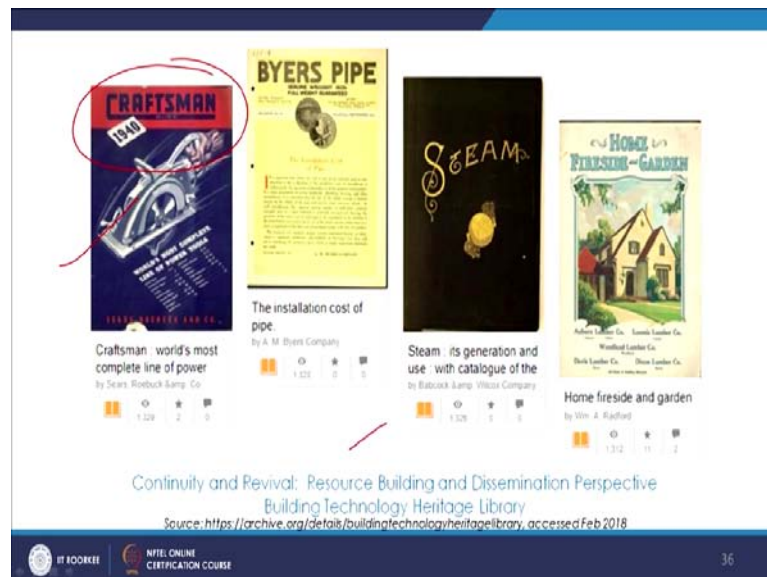
Some more, we see over here.

(Refer Slide Time: 17:53)



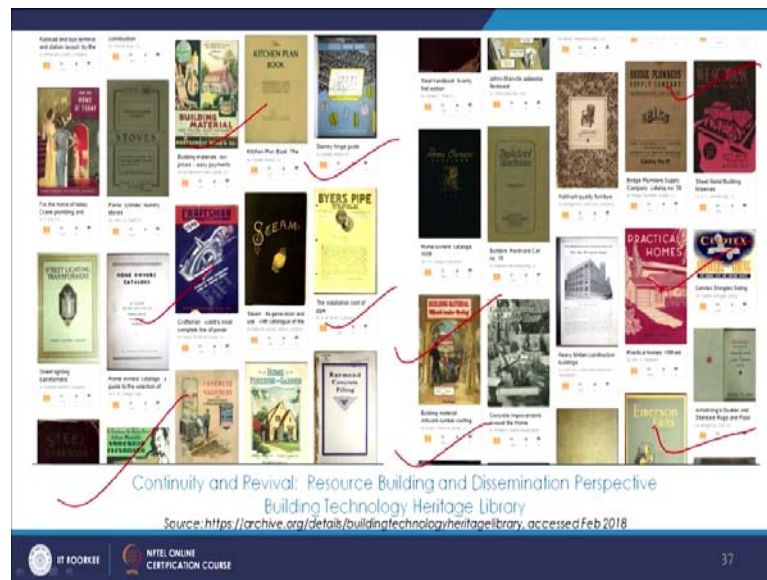
Again, some interesting ones - building materials: low prices-easy payments; we see some more details about plumbing. So again, this entire repository, it is a very significant source, and I have mentioned the source over here and the references also, and here as well and you could have a look, there are very interesting books.

(Refer Slide Time: 18:13)



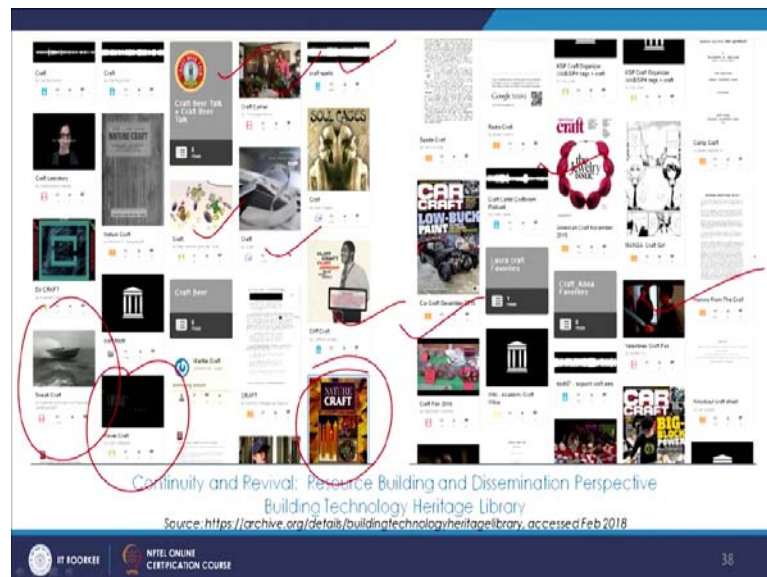
And we are talking about the crafts and the craftsman and they have some books on the craftsmanship as well.

(Refer Slide Time: 18:21)



So again, continuing with this catalog, we see here, a sort of compilation of some other different kinds of catalogs and resources that could be found on this portal. So, here again, we see many of these. All of these are a part of this online resource building hub and there are so many different interesting resources to refer to.

(Refer Slide Time: 18:48)



Again talking about craft itself, it has several documents, which focus on the craft, here as well, the jewellery and you know the other things. So, this repository is there, and you

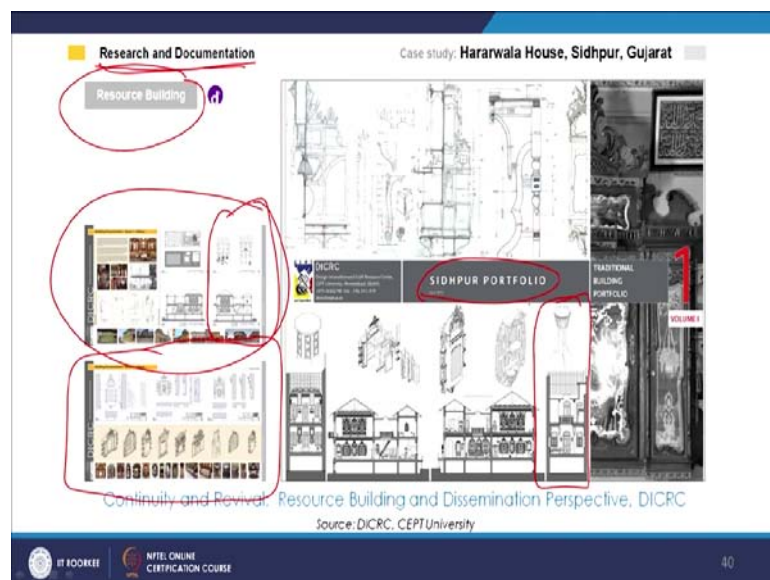
could always look into the details because right now I am just mentioning very visually and very like, in an overview, what all resources are available.

(Refer Slide Time: 19:19)



Now, let us see the DICRC, CEPT University; their works, and what is their perspective on resource building and dissemination.

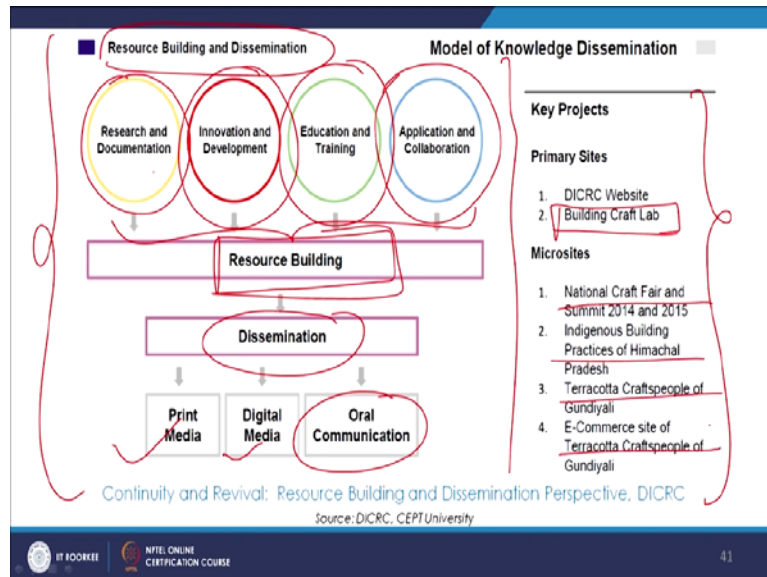
(Refer Slide Time: 19:37)



So, we have already seen lot of their work in the previous modules also and we touched a little bit upon the research building, resource building part under the research and documentation. So, they do create this rich repository and they have lots of plates and

portfolios, where you know, all the detailed drawings and images are compiled and composed. And, they are there on their online portal to refer to. And, specifically talking about the resource building and dissemination part, again they follow a very interesting and simple model.

(Refer Slide Time: 20:03)

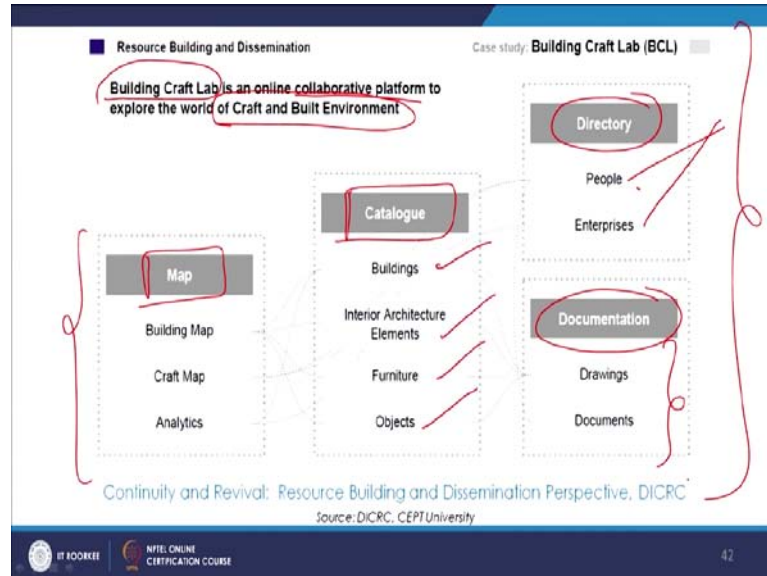


So, research and documentation, we saw that, we discussed about the innovation and development part, then there was a discussion on education and training and subsequently we also talked about the collaborations. So, all of these together, they contribute to the resource building aspect, and then they are disseminated either through the print media or digital media or through oral communication. So, this is a simple and effective model and this is what they keep following. And again, I have talked about their online portal several times and there is rich, huge repository - there are drawings; there are portfolios; there are images; there are field trip details; and there is also a list of projects that they work upon.

So, if you really need to go into the details, this is also a very interesting portal, specifically in the context of India where so much effort has been made to have India's own building craft laboratory and there are so many resources that have been painstakingly you know, compiled together with lot of team coordination by different individuals and teams working on it. So, they have these interesting projects. And then

there are lots of other micro sites, which plug into this, and then there is this huge generation of data which could be referred to.

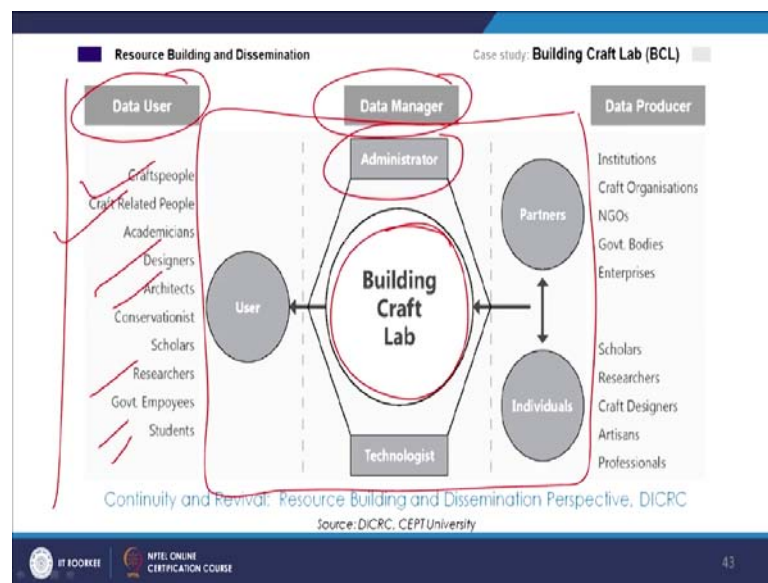
(Refer Slide Time: 21:35)



And again, this building craft lab that I was mentioning, it is a very collaborative platform and it is specifically to explore the world of craft and built environment. So, whenever we talk about craft, interior-architecture, building crafts, so this is one specific online resource, which is open and anybody could access, and it is a brilliant repository, if you need information related to these subjects that we are talking about. So, there is a mapping part, then there is a cataloging part. So, all the catalogues that we were seeing in the international context, they have tried to do something like that for the Indian scenario, and it is very significant.

So, you know, all these elements and buildings have been documented and then there is a creation of directory, which has the information on people and enterprises and then there is a documentation part. And then this entire resource hub is open to all and it is accessible, that is the most important part which is the take away from here.

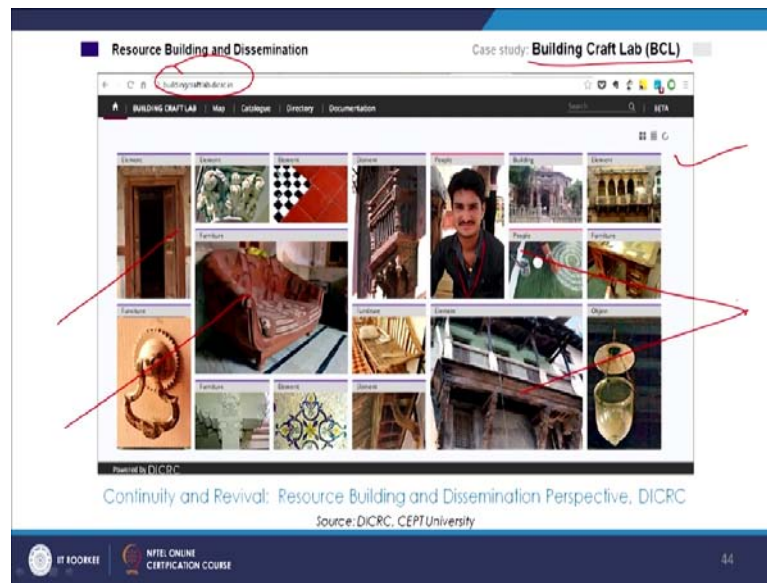
(Refer Slide Time: 22:41)



And again, they have these user groups, you know, who all uses, use, who all will use the data. So, craftspeople; academicians; designers; architects; and then there is this long list. And then, there is this huge chunk of data, which they you know administer, with which they manage, and building craft lab is at the center of the helms of the affairs and then there is lot of information that goes in there. And there is also this interesting aspect that you know, one could also be a contributor and data producer.

So, if I work here, you know, at IIT Roorkee, related to building crafts, and then if I want to contribute the data there and you know just enrich this already existing laboratory, I could do that. So, this way all of us you know, just network, join hands and contribute by sharing the data, which is again, they are in open for others to also have a look at and learn from, share, also add more details to it if they have done some more work, so that is how everybody grows and the data gets disseminated.

(Refer Slide Time: 23:52)



And again, this is from the website and we have the data like this. So if one is interested you could just have a look in the detail.

(Refer Slide Time: 24:05)



Then let us just talk about IIT Roorkee, some work done over here, and what do we do for disseminating the work that is done and how do we try to create this resource hub and repository.

(Refer Slide Time: 24:17)



So, here this is project Dharohar and we have seen some pictures and previous slides. So, again you know this is a sort of convergence of lot of people that happened through this national seminar, there was also a launch of this monograph, which has significant information about the building crafts of Almora specifically. And then, it is disseminated through newspapers, lot of people get to know about such events, then they you know contact us, and then there are collaborations, and people join in, they work together.

And we have lot of experts coming in, who also help, and then craftspersons of course, through whom we learn, we also create the directory, which is not as elaborate as organizations like DICRC, but we have just begun it. So, we collate that information and then there are talks and lectures and then dissemination also through such exhibitions and craft bazaars. So, this is one way of resource building and dissemination and connecting to people and building a network.

(Refer Slide Time: 25:21)



And again, you know, so some more work during that workshop, and how the outreach was established, the monograph; the different plates; and portfolios that were created; and the exhibition was put up. And also, they were put up for certain publications in certain books.

(Refer Slide Time: 25:42)



So, that kind of work. So, here we see the interior-architecture and building crafts, in Uttarakhand. This is another monograph which happened for another event. This is also one monograph, which talks about the art and architecture of Udaipur. And again, the

workshops that we saw in one of the previous modules, there you know, plates and digital panels and portfolios, which are made and exhibited and put up on website, that is how they are disseminated.

(Refer Slide Time: 26:12)



So, here we see the cultural industries in Uttarakhand, this is the cover of a monograph, this is another event that happened. So, all these resource building activities and dissemination, it happens here, and there are lot of collaborations and platforms.

(Refer Slide Time: 26:28)



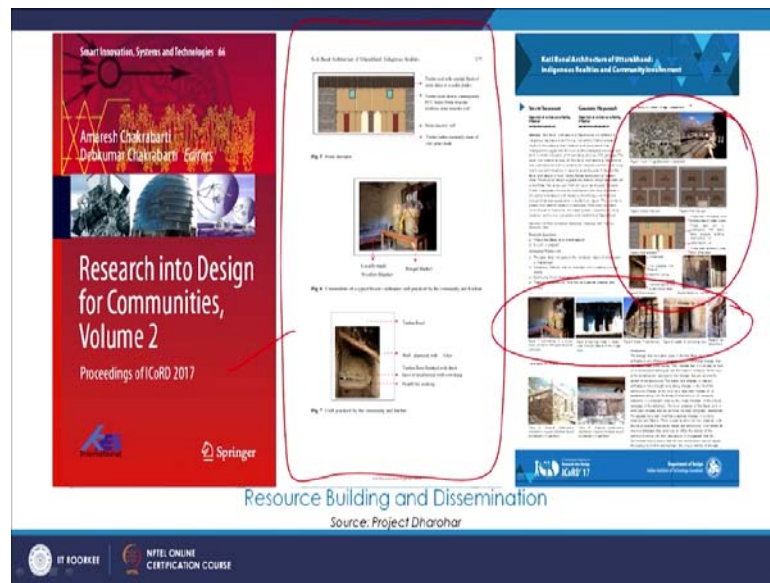
And lot of people coming-in, again this exhibition, some very interesting rare craft objects you know, coming-in from Munsiyari, which are not available, so easily, you know, in the market and also lots of craftspersons are not doing them anymore, so that collection we had put in the department of architecture, it was very fascinating. And this was another ministry of culture workshop, where this huge discussion happened.

(Refer Slide Time: 26:59)



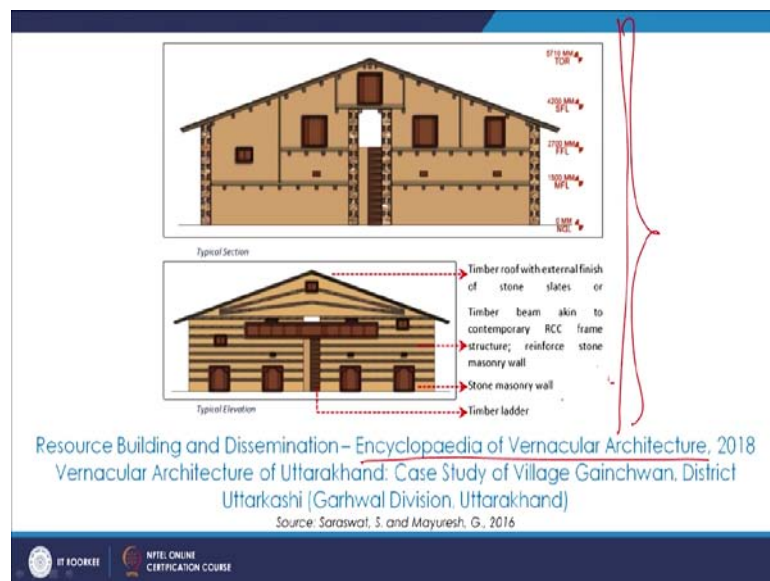
And, so some publications - this was for ICOMOS, and then this is another conference “South Asian Vernacular Architecture”, where the work from Uttarakhand was presented, and again some books where the chapter contribution has happened.

(Refer Slide Time: 27:15)



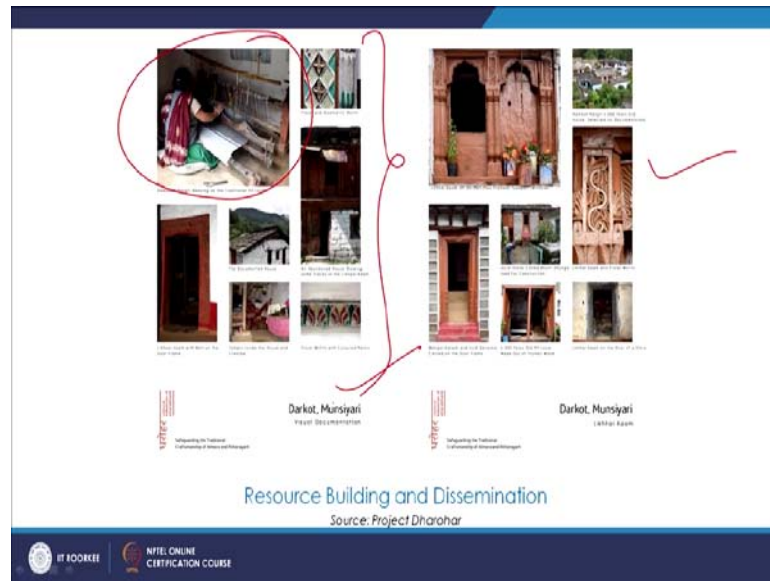
And again, we are talking about the building crafts of Uttarakhand.

(Refer Slide Time: 27:20)



So, this is how we are trying to disseminate. This is a plate from the Encyclopedia of Vernacular Architecture, and this has been covered in the encyclopedia, where we are talking about the building craft and interior-architecture of Uttarakhand.

(Refer Slide Time: 27:34)



And, some more plates and details you know, again the traditional pit loom, and the space-making elements and the building crafts in Uttarakhand; those kind of details; documenting them; building a resource; putting them up for publications; exhibiting them for dissemination; putting them on websites; also exhibiting them at different platforms. So, some of this work was also exhibited at CEPT, because in the capacity of an alumna, I had presented some of the work there, so that is how it gets disseminated.

(Refer Slide Time: 28:08)




So, again some more plates and work.

(Refer Slide Time: 28:10)



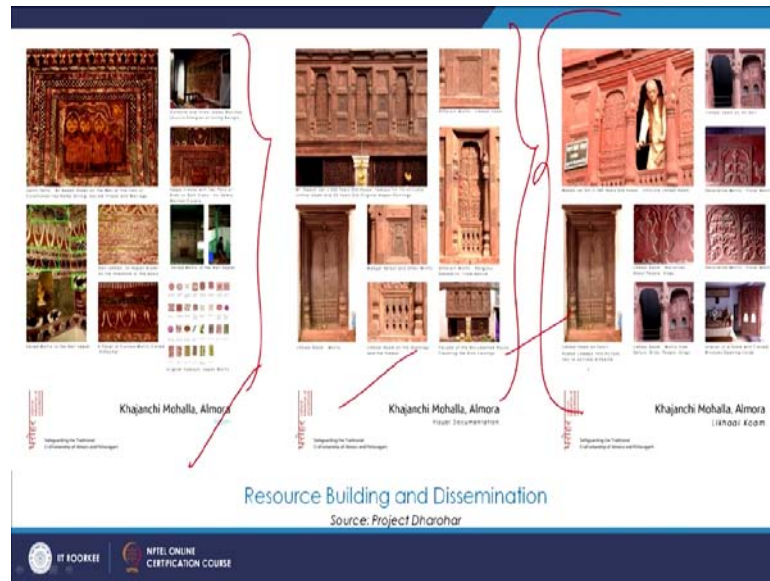
These are some more details - different houses; different timber residences, which were documented, their details.

(Refer Slide Time: 28:17)



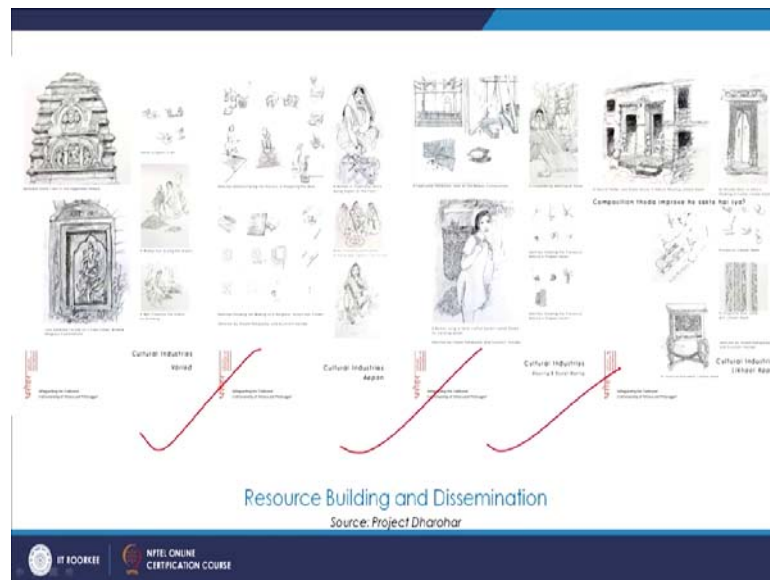
And, there are plates, which were created, which were exhibited and put up at different platforms.

(Refer Slide Time: 28:23)

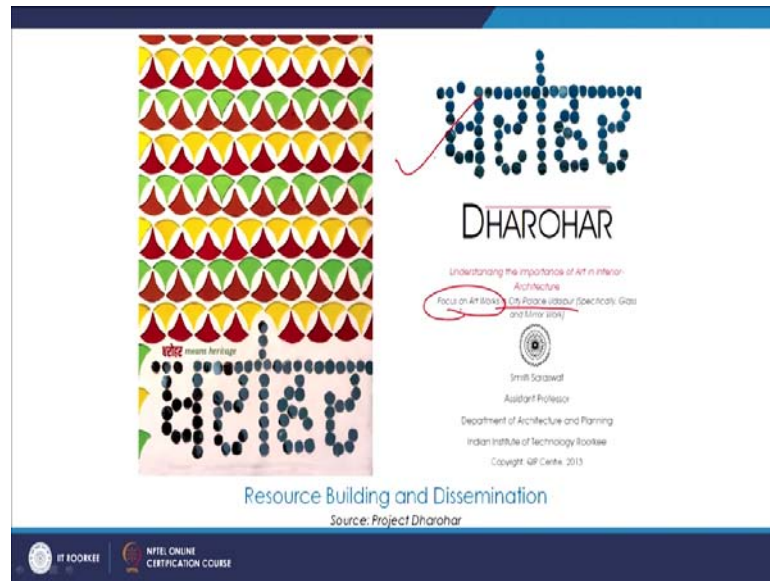


Again, we see some more work - the timber craft and the *aegan* art over here, again the facade and the interior-architecture, the craft and the motifs.

(Refer Slide Time: 28:33)



(Refer Slide Time: 28:35)



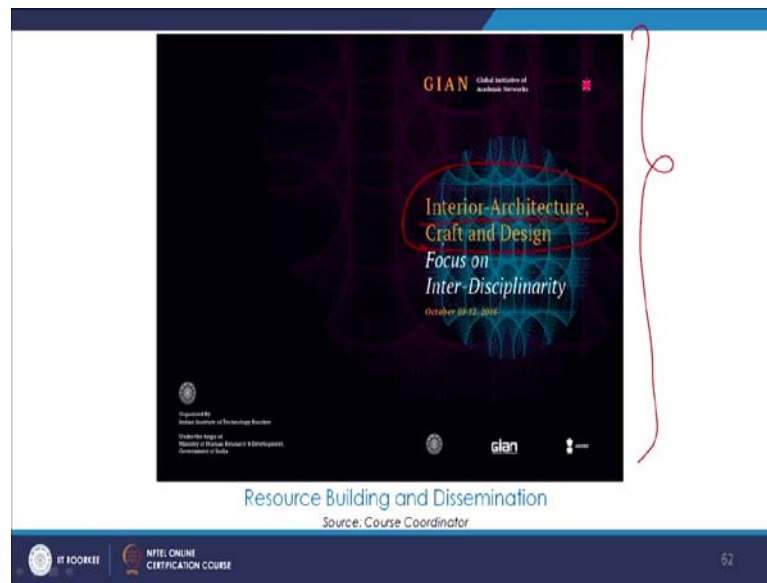
Some more documentation over here - again the one that I was talking, City Palace Udaipur and art work and architecture, the monograph.

(Refer Slide Time: 28:41)



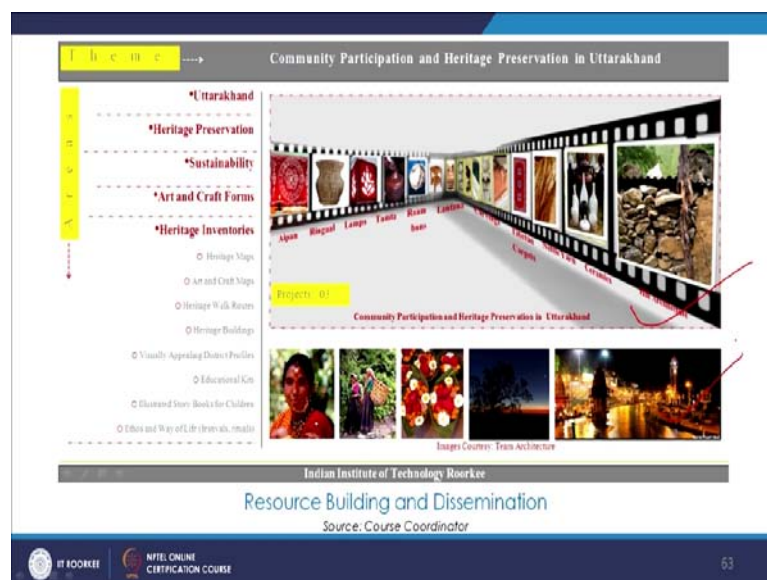
These are the pages from the monograph.

(Refer Slide Time: 28:45)



And some other ways to, you know, build the resource and disseminate. So, I also conducted this GIAN course, which again talked about this inter-relationship between interior-architecture, craft and design. It was a very successful course. And again, it was a way of networking; disseminating; and creating a resource. The work that happened during this was exhibited and lots of prototypes were made.

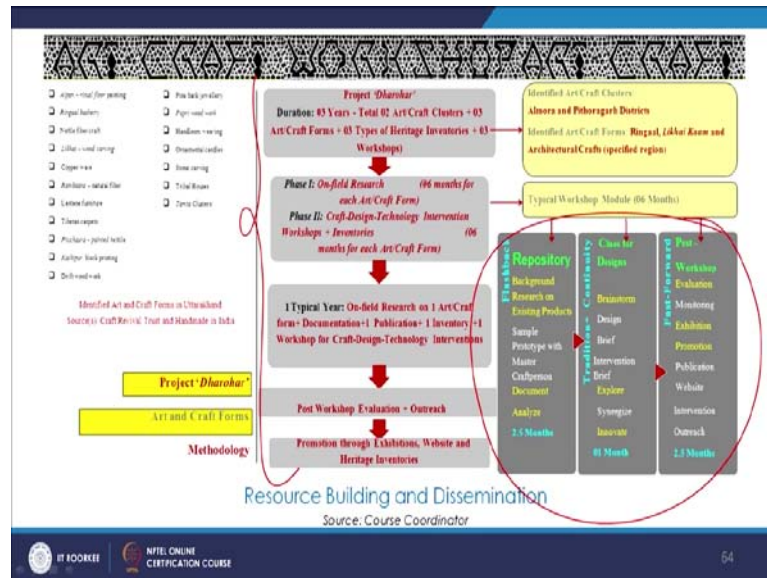
(Refer Slide Time: 29:08)



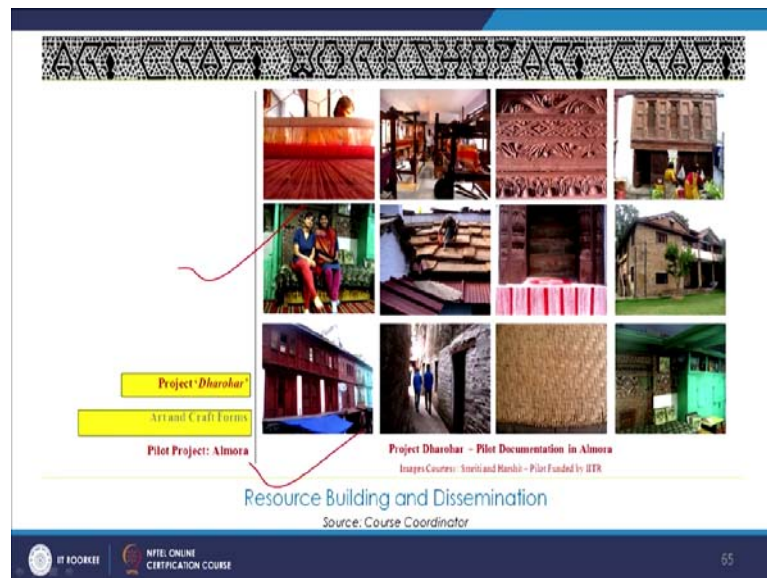
Again some more projects and their details, and how we approach project from a resource building and dissemination perspective, of course followed by the research and

documentation part, the process to be followed, and what are the focal points of that project.

(Refer Slide Time: 29:21)



(Refer Slide Time: 29:25)



And again, more details - visual repositories; resource building and dissemination.

(Refer Slide Time: 29:28)

***Uttarakhand**
***Project 'Sanchoy'**
***Heritage Inventories**

- Heritage Maps
- Tourism Maps
- Heritage Buildings
- Architectural Series
- Visually Appealing District Profiles
- Educational Kits
- Illustrated Story Books for Children
- Ethics and Way of Life (stories, rituals)
- Postcards Posters

Identified Themes and Subjects
Images Courtesy: Suroti, Harbha and Jomari and Border Counties: Dazikari, Raza, Sonari

Resource Building and Dissemination
Source: Course Coordinator

IT FOORKEE NIFEL ONLINE CERTIFICATION COURSE 56

(Refer Slide Time: 29:32)

***Uttarakhand**
***Project 'Sanchoy'**
***Heritage Inventories**

- Heritage Maps
- Tourism Maps
- Heritage Buildings
- Architectural Series
- Visually Appealing District Profiles
- Educational Kits
- Illustrated Story Books for Children
- Ethics and Way of Life (stories, rituals)
- Postcards Posters

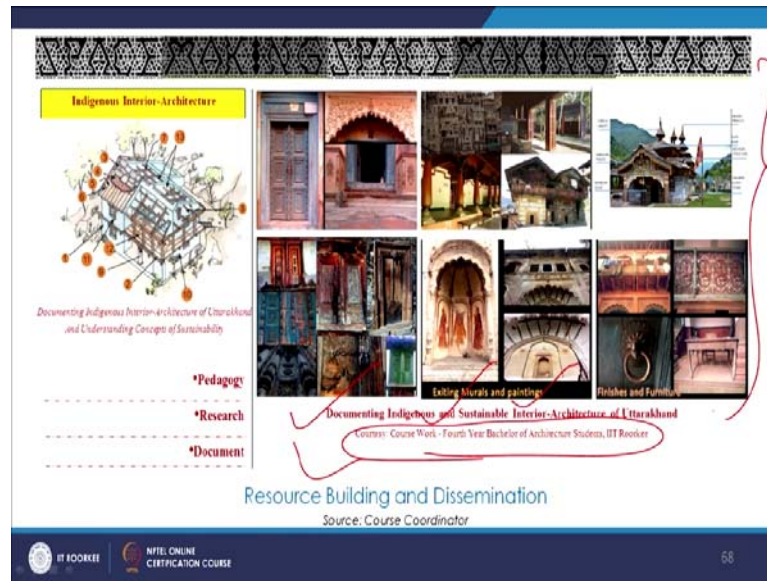
Identified Themes and Subjects
Images Courtesy: Suroti, Harbha, Jomari

Resource Building and Dissemination
Source: Course Coordinator

IT FOORKEE NIFEL ONLINE CERTIFICATION COURSE 57

Again, there is also a way to disseminate through videos and documentaries. And, one of the small documentaries is in the making. I do not have it right now.

(Refer Slide Time: 29:44)



And some work which is done in the studio, with the students - their contribution you know, how do they document and create this data.

(Refer Slide Time: 29:51)



And again, these were the documentaries which were made by students of fourth year, and they have really done some very nice work, talking about the material culture, craft and interior-architecture styles of Uttarakhand.

(Refer Slide Time: 30:04)

Indigenous Interior-Architecture
Documenting Indigenous Interior-architecture of Uttarakhand and Understanding Concepts of Sustainability

MATERIAL MAP FOR THE GOLDEN TUSK AT JIM CORBETT NATIONAL PARK, UTTARAKHAND

Uttarakhand's State Motto

Very Photo

Material Flow

Material List: Pine Wood, Bamboo, Sandstone, Granite, Marble, Cement

*Pedagogy
*Research
*Document
*Disseminate- Motivate

Sustainability and Material Maps of Uttarakhand
Course Work - Fourth Year Bachelor of Architecture Students, IIT Roorkee

Resource Building and Dissemination
Source: Course Coordinator

IT IROORKEE | NPTEL ONLINE CERTIFICATION COURSE | 70

And also creating you know, very interesting material maps - again the different materials, where do they come from, and sustainability aspects and things like that.

(Refer Slide Time: 30:14)

Indigenous Interior-Architecture
Documenting Indigenous Interior-architecture of Uttarakhand and Understanding Concepts of Sustainability

Material Map:
The Golden Tusk, Jim Corbett National Park.

Sustainability and Material Maps of Uttarakhand
Course Work - Fourth Year Bachelor of Architecture Students, IIT Roorkee

Resource Building and Dissemination
Source: Course Coordinator

IT IROORKEE | NPTEL ONLINE CERTIFICATION COURSE | 71

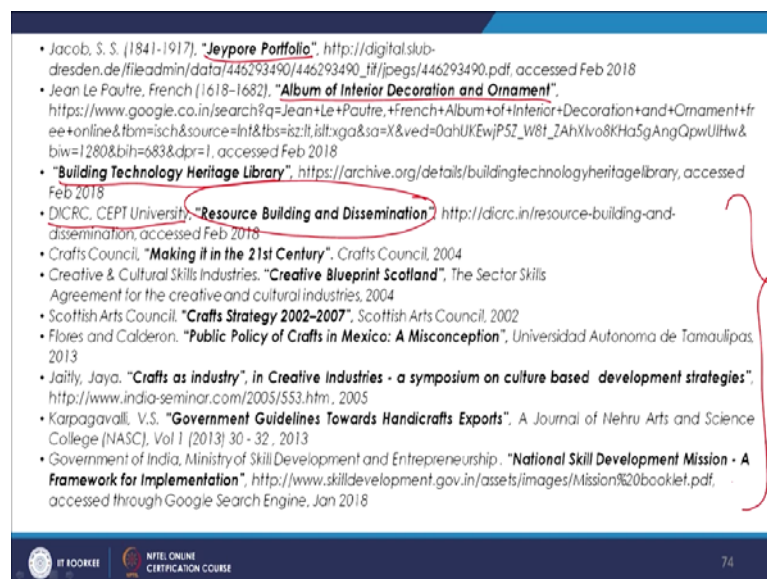
So, lot of work happens inside the studio; also through projects; and we try to really build up a rich repository, and take care of the dissemination, as far as possible.

(Refer Slide Time: 30:26)



So, next time, we are going to talk about the summary of all these previous three-four modules that we have seen on continuity and revival. And let us see some references now.

(Refer Slide Time: 30:36)



So, specifically to this module, I have put of the Jeypore Portfolio; the Album of Interior Decoration and Ornament that we saw, the Building Technology Heritage Library; the resource building and dissemination part covered by the DICRC. And then, we have lots of other common references that we have been seeing back and forth.

(Refer Slide Time: 30:58)

• FICCI, EY. "Creative arts in India: Theatre, dance and crafts industry", December 2016

• Chhiber, Neelam. "Stone Craft of India", vol.1 & vol.2, Crafts Council of India, Chennai, with assistance from Department of Culture and Development Commissioner, Handicrafts, Govt. of India, 2002

• Roy, Brajdeo Prasad. "Technique of Making Stone Images in India", in Sinha, C.P. "Art, Archaeology and Cultural History of India (U.N. Roy Felicitation Volume)", Part I, B.R. Publishing Corporation Ltd., Delhi, 2006, p.33

• Kapoor, Subodh. "The Indian Encyclopaedia", Volume 1, <http://books.google.co.in/books?id=SDh2WjvLo7gC&pg=PA6067&lpg=PA6067&dq=khandalite+stone&source=bl&ots=pqLxXC06sA&sig=ISSV-ojXZSECrlygkqemCtOQR8&hl=en&sa=X&ei=NalZT670MoHY:QlkkajCDQ&ved=0CDoQ6AEwAw#v=onepage&q=khandalite%20stone&f=false>, p. 6067, searched through Google, 20 Jan 2017, 22:00

• Khanna, P. "Material and Technology – An inventory of selected materials and technologies for building construction", Project report to CDKN, Development Alternatives Group, New Delhi, 2011

• Mehrotra, Lakhan and Vajpayee, Raghendra (ed.) "Communication Through The Ages – An Indian Perspective", Aryan Books International, New Delhi in association with Media Centre for Research and Development, Gurgaon, 2009

• Mubayi, Y. "Policy Gaps Study on the Crafts Sector in India", 2016

• Patel, Nimish, Chauhan, Muktirajsinhji and others. "Stone Buildings of Gujarat", School of Interior Design in collaboration with Gujarat Mineral Research & Development Society, 2010

• Ranjan, Aditi and Ranjan, M.P. (Ed.) "Crafts of India: Handmade in India", Council of Handicraft Development Corporations (COHANDS), New Delhi, Development Commissioner (Handicrafts), New Delhi, National Institute of Design (NID), Ahmedabad, and Mapin Publishing, Ahmedabad, 2005

IT 100REEE | NITEL ONLINE CERTIFICATION COURSE | 75

Some more over here, what you see on the slide; here again, this is very significant, "Material and Technology – an Inventory of selected materials and technologies for building construction." This is also a very rich repository and a resource to fall back upon.

(Refer Slide Time: 31:15)

• Unni, J. "Skill Gaps and Employability: Higher Education in India", Journal of Development Policy and Practice, SAGE, 2016, <http://journals.sagepub.com/doi/full/10.1177/2455133315612310>, accessed Jan 2018

• Mastani, M. "The GST Regime is Damaging, Not Helping, India's Crafts Sector", The Wire, 25.09.2017, <https://thewire.in/180849/the-gst-regime-is-damaging-not-helping-indias-crafts-sector/>, accessed Jan 2018

• Saifh, A. "From Village Artisans to Industrial Clusters: Agendas and Policy Gaps in Indian Rural Industrialization", Journal of Agrarian Change, Vol. 1 No. 1, January 2001, pp. 81-123, http://online.library.wiley.com/doi/10.1111/1471-0366.00004/epdf?r3_referer=wol&tracking_action=preview_click&show_checkout=1&purchase_referrer=online.library.wiley.com&purchase_site_license=LICENSE_DENIED, accessed Jan 2018

• Rimmer, T (et. al.) "How to support firm competitiveness in timber industries? Clusters as policy means in four european countries", 2011, https://www.researchgate.net/publication/292417833_How_to_support_firm_competitiveness_in_timber_industries_Clusters_as_policy_means_in_four_european_countries, accessed Jan 2018

• Mukhopadhyay, P., Srivastava, S. "Ergonomic design issues in some craft sectors of Jaipur", 13,99-124, The Design Journal, Berg Publishers, UK, 2010, https://www.researchgate.net/publication/261031593_Mukhopadhyay_P_Srivastava_S2010_Ergonomic_design_issues_in_some_craft_sectors_of_Jaipur_1399-124The_Design_Journal_Berg_Publishers_UK, accessed Jan 2018

• Rana, R and Bhargava, S. "Bridging the skills gap of women workers of informal sector in India for sustainable development", International Journal of Economic Research 14(18):453-463, 2017, https://www.researchgate.net/publication/322491700_bridging_the_skills_gap_of_women_workers_of_informal_sector_in_india_for_sustainable_development, accessed Jan 2018

IT 100REEE | NITEL ONLINE CERTIFICATION COURSE | 76

More references here.

(Refer Slide Time: 31:20)

- Alfoldy, Sandra (ed.). "**Neocraft: Modernity and the Crafts**", The Press of the Nova Scotia College of Art and Design, NSCAD University, 2007
- Sennett, Richard. "**Craftsman**", Penguin Books Ltd., England, 2008
- Risatti, Howard. "**A Theory of Craft: Function and aesthetic Expression**", The University of North Carolina Press, USA, 2007
- Patel, Kireet; Shah, Reena and Agarwal, Reenal. "**Space Making Craft Vol. 1 Arayish: Wall Paintings of Shekhawati**", School of Interior Design Research Cell, 2006
- Thakkar, Jay and Morrison Skye. "**Space Making Craft Vol. 2 Malra: Ways of Measuring Vernacular Built forms of Himachal Pradesh**", School of Interior Design Research Cell, 2008
- Thakkar, Jay. "**Naqsh: The art of wood carving of traditional houses of Gujarat, focus on Ornamentation**", School of Interior Design Research Cell, 2004
- Abott, H.Porter. "**Cambridge Introduction to Narrative**", Univ. Press, Cambridge, U.K., 2002
- Bruno, Giuliano. "**Atlas of Emotion: journeys in Art, architecture and Film**", London, New York, 2002
- Chhiber, Neelam. "**Stone Craft of India**", vol.1 & vol.2, Crafts Council of India, Chennai, with assistance from Department of Culture and Development Commissioner, Handicrafts, Govt. of India, 2002
- Cobley, Paul. "**Narrative**", Routledge, London, 2001
- Collins, Peter. "**Changing Ideals in Modern Architecture (1750-1950)**", Faber and Faber, London, 1965, pp 117-127
- Jaitly, Jaya. "**The Craft Traditions of India**", Lustre Press Pvt.Ltd, New Delhi, 1990
- Lyndon, Donlyn and Moore, Charles W. "**Chambers for a Memory Palace**", the MIT Press, Cambridge, Massachusetts, London, England, 1994
- Mehrotra, Lakhna and Vajpayee, Raghvendra (ed.) "**Communication Through The Ages – An Indian Perspective**", Aryan Books International, new Delhi in association with Media Centre for Research and Development, Gurgaon, 2009

IT 100KKEE | NITEL ONLINE CERTIFICATION COURSE 78

(Refer Slide Time: 31:22)

- Chhiber, Neelam. "**Stone Craft of India**", vol.1 & vol.2, Crafts Council of India, Chennai, with assistance from Department of Culture and Development Commissioner, Handicrafts, Govt. of India, 2002
- Hudson, J. "**Interior-Architecture Now**", Laurence King Publishers, 2007
- Jaitly, Jaya. "**The Craft Traditions of India**", Lustre Press Pvt.Ltd, New Delhi, 1990
- Jaitly Jaya. "**Crafts Atlas of India**", Niyogi Books, N.Delhi, 2012
- Khanna, P. "**Material and Technology – An inventory of selected materials and technologies for building construction**", Project report to CDKN, Development Alternatives Group, New Delhi, 2011
- Mehrotra, Lakhna and Vajpayee, Raghvendra (ed.) "**Communication Through The Ages – An Indian Perspective**", Aryan Books International, new Delhi in association with Media Centre for Research and Development, Gurgaon, 2009
- Pandya, Yatin. "**Concepts of Space Making in Traditional Indian Architecture**", Mapin Pub.Pvt.Ltd., Ahmedabad, 2005
- Pandya, Yatin. "**Elements of Space Making**", Mapin Pub.Pvt.Ltd., Ahmedabad, 2007
- Parmar, V.S. "**Wood Carvings of Gujarat**", Pub. Division, Ministry of Information and Broadcasting, Govt. of India, 2001, New Delhi
- Patel, Nimish, Chauhan, Muktiyajsinhji and others. "**Stone Buildings of Gujarat**", School of Interior Design in collaboration with Gujarat Mineral Research & Development Society, 2010
- Ranjan, Aditi and Ranjan, M.P. (Ed.) "**Crafts of India: Handmade in India**", Council of Handicraft Development Corporations (COHANDS), New Delhi, Development Commissioner (Handicrafts), New Delhi, National Institute of Design (NID), Ahmedabad, and Mapin Publishing, Ahmedabad, 2005
- Saraf, D.N. "**Indian Crafts – Development and Potential**", Vikas Publishing House Pvt. Ltd., New Delhi, 1982
- Taylor, Diana. "Transculturating Transculturation", *Performing Arts Journal, Inc.* 13 (2), 1991, 90-104.
- Trivedi, R.K. "**Wood Carvings of Gujarat**", Census of India 1961", Volume V, Gujarat, Part VII – A (2)

IT 100KKEE | NITEL ONLINE CERTIFICATION COURSE 79

(Refer Slide Time: 31:24)

- Boner, A; Sarma, SF; Baumer, B. "Vāstusūtra Upanisad", Motilal Banarsidas: Publishes, 1996, pp 1-29 https://books.google.co.in/books?id=O2eKh1xstG4C&pg=PA2&lpq=PA2&dq=In+India,+unlike+in+Europe,+no+principle+distinction+is+made+between+fine+arts+and+practical+crafts.&source=bl&ots=7qTgUKWQDT&sig=VqjpWgXTSyp5ZPuY8xUE_XOn0U&hl=en&sa=X&ei=MQrUVNfPIMInauQTLyYDQDA&ved=0C80Q6AEwAA#v=onepage&q=in%20India%2C%20unlike%20in%20Europe%2C%20no%20principle%20distinction%20is%20made%20between%20fine%20arts%20and%20practical%20crafts.&f=false, accessed through Google, Jan 15, 16:00
- Campbell, Jeffrey Y [ed.], "Lac-Turnery and the Lacquerware Industry", Chapter 3, Case Study 2, in "Women's Role in Dynamic Forest-Based Small Scale Enterprises. Case Studies on Uppage and Lacquerware from India", FAO (Food and Agricultural Organization of the United Nations) Corporate Document Repository, Forestry Department, Rome 1991, <http://www.fao.org/docrep/x5859e/x5859e04.htm>, 13Dec 12, 17:42, searched through Google
- Compean, M. "Timber Drying Methods – Passing through History into the Future" in Moren, Tom and others (ed), "Proceedings of the Eleventh International IUFRO Wood Drying Conference – Recent Advances in the Field of Wood Drying", Skelleftea, Sweden, Jan 18-22, 2010, http://www.itu.se/polopoly_fs/1.58969!strapproved%20-%20proceedings.pdf#page=11, searched through Google, 15Dec 12, 15:00
- Risatti, H. "A Theory of Craft: Function and Aesthetic Expression", The University of North Carolina Press, 2013
- Author Unknown. "Regional classification of Floor Art - Northern and Eastern parts of India", Journal Shodhganga, Chapter 2, Volume 8, retrieved from shodhganga.inflibnet.ac.in/bitstream/10603/4605/8/08_chapter%202.pdf, 10th Aug 15, 17:40 hours, through search engine Google

IT EOOKEE | NTEL ONLINE CERTIFICATION COURSE | 80

Thank you.